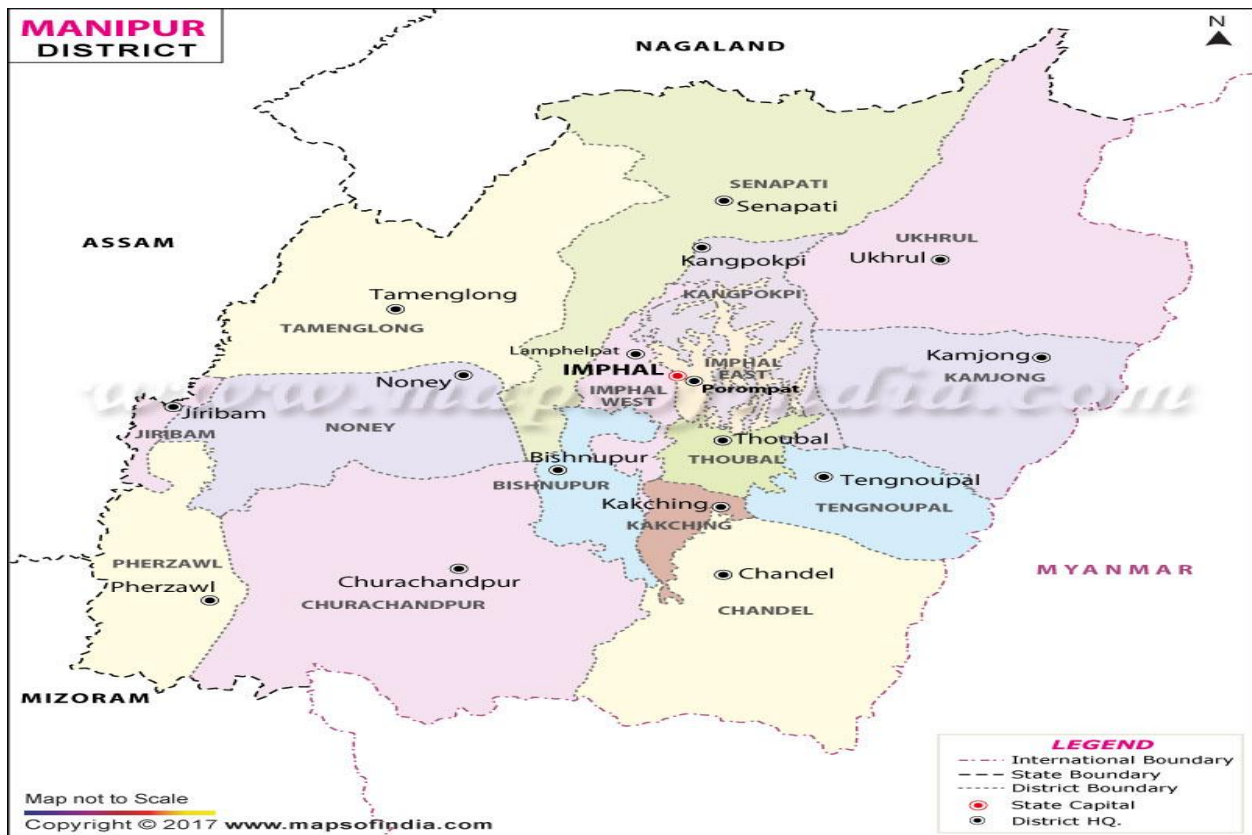


MANIPUR STATE PROFILE

The word Manipur is derived from two words, “Mani” meaning ‘Jewel’ and “Pur” meaning “City or Place”. Pandit Jawaharlal Nehru called Manipur the ‘Jewel of India’ while Lord Irwin described it as the Switzerland of India’. It is bounded by Nagaland to the north, Mizoram to the south, and Assam to the west, Myanmar (Sagaing Region and Chin State) lies to its east. The state covers an area of 22,327 square kilometres (8,621 sq miles) and as per Census 2011, it has a population of 28.56 Lakhs. The rural and urban population is 70.79% and 29.21%, respectively. Sex Ratio in Manipur is 985 i.e. for each 1000 male. Manipur has been at the crossroads of Asian economic and cultural exchange for more than 2,500 years. It has long connected the Indian subcontinent to Southeast Asia, China (or East Asia), Siberia, Micronesia and Polynesia, enabling migration of people, cultures, and religions.

Districts of Manipur



1. Bishnupur	5. Imphal West	9. Kangpokpi	13. Tamenglong
2. Chandel	6. Jiribam	10. Noney	14. Tengnoupal
3. Churachandpur	7. Kakching	11. Pherzawl	15. Thoubal
4. Imphal East	8. Kamjong	12. Senapati	16. Ukhrul

Manipur State

Selected Economic Indicators.

Sl. No.	Items	Ref. Year	Unit	Particulars
1.	Geographical Area	2011 Census	'000 Sq. Km.	22.327
2.	Population	2011 Census	Lakh No.	28.56
3.	Density	-do-	Persons per Sq. Km.	121
4.	Sex Ratio	-do-	Females per '000 Males	987
5.	Percentage of Urban Population to the total population	-do-	Percentage	43
6.	Average Annual Exponential Growth Rate	2001-2011	-do-	1.86%
7.	Population Below Poverty Line (As per Planning Commission estimates)	1999-2000	-do-	28.54%
8.	Literacy rate : (i) Persons (ii) Male (iii) Female	2011 Census	-do-	i) 79.85% ii) 85.48% iii) 77.15%
9.	Gross State Domestic Product (GSDP) at factor cost : (i) At current prices (ii) At constant (1993-94) prices	2004-05 to 2010-2011 (Q) -do-	Rs. in crore -do-	9198.14 7184.09
10.	Net State Domestic Product (NSDP) at factor cost (i) At current prices (ii) At constant (1993-94) prices	-do- -do-	-do- -do-	8228.31 6548.20
11.	Per Capita NSDP (i) At current prices (ii) At constant (1993-94) prices	2003-2004	Rupees -do-	29684 23298
12.	Index of Agricultural Production (Base: Triennium ending 1981-82=100)	2002-2003 (P)	-	3325
13.	Total cropped area	1999-2000	Lakh hectare	1,65,787
14.	Net area sown	-do-	-do-	1,55,232
15.	Index of Industrial Production (Base : 1993-94=100)	2002-2003 (P)	-	502
16.	Post office per lakh population	2017 (December)	No.	25.75
17.	Avg. Population per Bank Branch	2022 (March)	Nos.	10,942
18.	Employment on organised sector	2002 (P)	'000 Nos.	80
19.	(i) Public Sector	-do-	-do-	70
20.	(ii) Private Sector	-do-	-do-	10

District-wise Population, Sex-ratio, Density etc (As per 2011 Census).

Sl. No.	DISTRICT	Population	Sex Ratio per '000 males	Density per Sq. Km.	Scheduled Caste			Scheduled Tribe		
					Total	Male	Female	Total	Male	Female
1	KAKCHING	4,20,517	998	708	33,969	16,640	17,329	4,274	2,200	2,074
2.	THOUBAL									
3	TENGNUPAL	1,44,028	981	36	210	107	103	1,08,779	54,692	54,087
4.	CHANDEL									
5	PHERZAWL	2,71,274	944	50	205	179	26	2,12,482	1,07,002	1,05,480
6.	CHURACHANDPUR									
7	KANGPOKPI	3,54,972	935	87	238	143	95	1,22,791	61,785	61,006
8.	SENAPATI									
9.	IMPHAL WEST	5,14,683	1004	856	13,276	6,646	6,630	21,118	10,478	10,640
10	JIRIBAM	4,52,661	991	557	10,409	5,374	5,035	24,712	12,382	12330
11.	IMPHAL EAST									
12.	BISHNUPUR	2,40,363	993	420	1,727	842	885	6,143	3,064	3,079
13	NONEY	1,40,143	922	25	3	X	3	1,06,349	54,020	52,329
14.	TAMENGLONG									
15	KAMJONG	1,83,115	916	31	210	X	X	1,34,493	68,696	65,797
16.	UKHRUL									
TOTAL		28,55,794	8684	2770	60,247	29,931	30,106	56,247	2,67,317	2,61,342

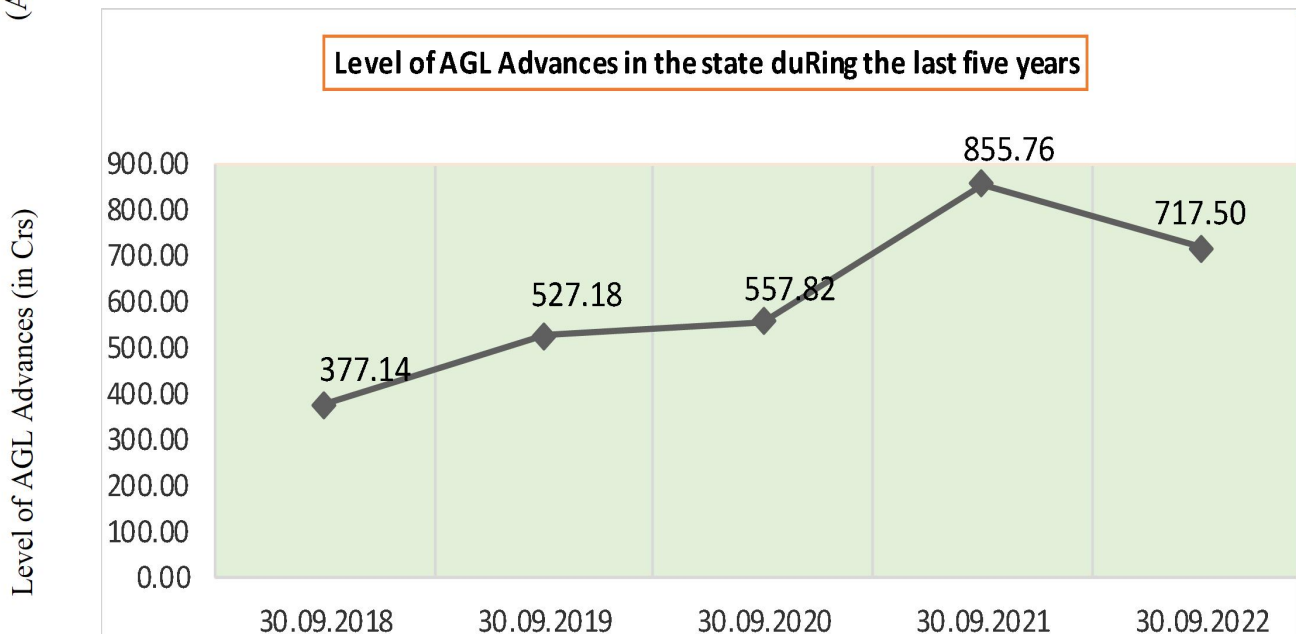
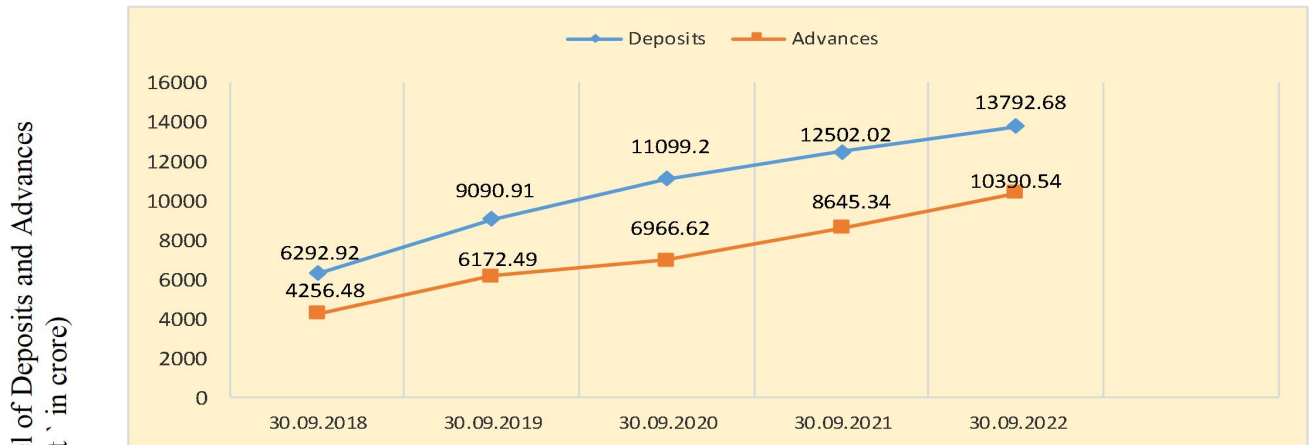
**** Information collected from respective state Govt. website...**

MANIPUR STATE: ACHIEVEMENT VERSUS NATIONAL NORMS

As on 30.09.2022

PARAMETERS	NATIONAL NORMS (%)	State Position (%)
C D RATIO	60	75
CREDIT + INV. : DEPOSIT RATIO	60	87
PRI. SECTOR ADV. TO TOTAL ADV.	40	15
AGL. ADV. TO TOTAL ADV.	18	7

Chart Level of Deposits and Credits in the state during the last five years



Details of Banking Profile for the FY (2022-23) as on 30-09-2022						
Profile	(Amount in Lakhs)					
	Public.	Pvt. Bank	RRBs	Co-op	NEDFi/RIDF	Total
Branch Network	154	50	26	13	0	243
Aggregate Deposit(D)	966199.43	319731.8	38229.47	55107.53	0	1379268.23
Total Advances inc. Credit Utilize	783349.83	211250	26093.65	18360.16	0	1039053.64
CD Ratio (CDR2)	81.08	66.07	68.26	33.32	0	75.33
Priority Sector (PS) Advances	203956.42	72074.22	24195.15	16103.17	0	316328.96
% to Total Advances	26.04	34.12	92.72	87.71	0	30.44
Adv. to Agriculture (PS)	31177.97	19886.81	9843.88	10842.28	0	71750.94
% to Total Advances	3.98	9.41	37.73	59.05	0	6.91
Adv. to MSME Sector (PS)	109228.47	40821.04	12896.47	3472.49	0	166418.47
% to Total Advances	13.94	19.32	49.42	18.91	0	16.02
Adv. to Other Priority Sector (PS)	63549.98	11366.37	1454.80	1788.40	0	78159.55
% to Total Advances	8.11	5.38	5.58	9.74	0	7.52
Details of Banking Profile for the FY (2022-23) as on 30-06-2022						
Profile	(Amount in Lakhs)					
	Public.	Pvt. Bank	RRBs	Co-op	NEDFi/RIDF	Total
Branch Network	151	50	26	13	0	240
Aggregate Deposit(D)	987999.51	278396.34	40724.24	45158.44	0.00	1352278.53
Total Advances inc. Credit Utilize	734192.03	183917.54	22979.34	17442.33	0.00	958531.24
CD Ratio (CDR2)	74.31	66.06	56.43	38.62	0.00	70.88
Priority Sector (PS) Advances	202029.04	62705.11	21616.07	15208.92	0.00	301559.14
% to Total Advances	27.52	34.09	94.07	87.2	0	31.46
Adv. to Agriculture (PS)	37180.17	17634.77	9116.37	10392.43	0	74323.74
% to Total Advances	5.06%	9.59%	39.67%	59.58%	0.00%	7.75%
Adv. to MSME Sector (PS)	100280.66	27462.18	11353.78	3072.09	0	142168.71
% to Total Advances	13.66%	14.93%	49.41%	17.61%	0.00%	14.83%
Adv. to Other Priority Sector (PS)	64568.21	17608.16	1145.92	1744.4	0	85066.69
% to Total Advances	8.79%	9.57%	4.99%	10.00%	0.00%	8.87%

**AGENDA NOTE OF MANIPUR SLBC MEETING FOR
THE QUARTER ENDING SEPTEMBER, 2022**

Agenda 1: Adoption of minutes of the last SLBC meeting held on 25.08.2022

The minutes of the SLBC meeting for the 70th SLBC meeting held on 25th August 2022 has been circulated to all the members. Since no request for amendment has been received, the house may adopt the said minutes.

Agenda 2: Action Taken Report of the 70th SLBC meeting held on 25.08.2022

Action Point	Action Taken Report/ Remarks
2. Opening of RSETIs in remaining 7 Districts	<p>The present progress of opening of RSETIs in Manipur in remaining districts are as under:</p> <p>Bishnupur District (Allotted Bank-PNB): Bank has given approval for opening of RSETI at Bishnupur and has sought permission to Ministry of Rural Development which is still pending. Temporary building is finalized however major renovation will be required(PNB to appraise the house).</p> <p>Imphal East District (Allotted Bank-PNB):</p> <p>Land yet to be allocated by District Administration. Temporary building was initially planned at Ladies Hostel, DIC campus, Imphal East. As this building requires renovation, DC-I/E then suggested that a covid hospital at Kiyamgei may be used for the purpose of RSETI as a temporary set up.(District Administration and PNB to appraise the house).</p> <p>Tamenglong District (Allotted Bank-PNB):</p> <p>Permanent site identified at Tamenglong Collage, New Campus. Temporary building allocated at District Mini Secretariate Campus. However, it was Highlighted by concerned bank that, they have written a letter to Ministry of Rural Development, Government of India seeking permission to open RSETI in Tamenglong.</p>

Senapati District (Allotted Bank-SBI):Land for permanent site has been allocated. A temporary building has been allocated opposite to the Deputy Commissioner ' s office. The building has been inspected by MSRLM. However, the building, which is a big Hall may not be feasible to commence RSETI. Temporary building needs to be renovated. SBI also informed that the process of appointment of the Director and support staff is in process. **(MSRLM to appraise the house with the latest updates).**

Chandel District (Allotted Bank-SBI):Land allocation process for the permanent site is in process. MSRLM and SBI have inspected the temporary building allotted at DC Complex. The building needs massive renovation. SBI informed that the process of appointment of the Director and support staff is in process.**(MSRLM to appraise the house with the latest updates).**

Ukhrul District (Allotted Bank-SBI):

Land for the permanent campus has been identified. A building within the Mini Secretariat has been allocated for the temporary functioning of the RSETI. The building has been inspected by MSRLM. Building needs renovation.

SBI has taken up with their corporate office informing the decision adopted by SLBC.**(AGM, SBI, Imphal to appraise the house with the latest updates).**

Imphal West District (Allotted Bank-SBI):

Land for the permanent site is not yet identified. Building for temporary functioning has been identified at Takyel Industrial Estate, the building required renovation. Appointment of Director has been confirmed by the AGM SBI. **(MSRLM& SBI to appraise the house with the latest updates).**

Agenda 3 (i): Special Focus on review of financial Inclusion and Financial Literacy.

Agenda 3 (ii): Opening of Bank Branches at Unbanked Blocks, Unbanked Urban Local Bodies, and CBS-enabled banking outlets at the Unbanked Rural Centres.

SLBC Sub-Committee meeting on un-banked blocks, un-banked urban centres, Financial Inclusion, Digitalization and Financial Literacy were held on 30.05.2022 under the Chairmanship of the Chief Secretary, Govt. of Manipur. The sub-committee reviewed in detail the progress of opening bank branches in un-banked blocks/un-banked ULBs. Approved minutes of the meeting have been circulated to all members of the committee. Member Banks /Dept. have been advised to submit their action taken reports. The sub-committee decided to take up the opening of branch at Pherzawl in the upcoming SLBC.

The present status is as under:

i) Unbanked Blocks

BLOCKS	NO. OF BANKED BLOCKS	NO. OF UNBANKED BLOCKS
27 (Old)	15	12
12 (New)	1	11

ii) Unbanked Urban Local Bodies

TOTAL URBAN LOCAL BODIES (ULBs)	NO. OF BANK ULBs	NO. OF UNBANK ULBs
11	4	7

Agenda 4: Review of Credit Disbursement

i) ACP performance during the FY 2022-23 (i.e 1st Apr 2022-30st Sept, 2022)

Sector-wise Summary under ACP

(Amt in Rs.Crores)

Sector	During the period from 1st Apr 2022 to 30th Sept, 2022		
	Target	Achieved	Achievement %
Agri Sector	492.72	332.39	67.46
MSME	632.95	424.53	67.07
Other Priority Sector	268.27	66.09	24.64
Total Priority	1393.94	823.01	59.04
Non Priority	514.87	2218.56	430.90

Grand Total	1908.81	3041.57	159.34
--------------------	----------------	----------------	---------------

(ii) Priority Sector lending Outstanding as on 30.09.2022 (Amt in Rs.Crores)

Sector	As on Sept 2021	As on June 2022	As on Sept 2022	Growth in Sept 2022. over June 2022		% to Total Advances
				Amount	%	
Agri	855.76	743.26	717.50	-25.76	-3.47	6.91
MSME	1179.24	1421.69	1664.19	242.5	17.06	16.02
Services/ Other Priority Sector	991.52	850.67	781.60	-69.07	-8.12	7.52
Total PSA	3026.52	3015.62	3163.29	147.67	4.90	30.44

Priority sector advances stood at **30.44** % of the total advances as on 30th September, 2022

(ii) PM-SVANidhi Yojana as on 30.09.2022.

(Amt in Rs. Crores)

Target No.	Sanctioned No.	Sanctioned Amt.	Disbursed No.	Disbursed Amt.	No. Of Application sanctioned but Pending for disbursement.
13410	9603	9.60	9134	9.13	512

Agenda 5: Review of Deposit, Advances and CD Ratio

a) Deposit, Advances and CD Ratio in the last three Financial Years for Manipur:

(Amt in Crores)

FY	Deposits	Advances	CD Ratio	YOY Growth in Advance	
				Value	%
Sep-2022	13792.68	10390.54	75	1764.7	21

Sep-2021	12502.02	8625.84	69	1659.55	24
Sep-2020	11099.2	6966.62	63	794.13	13

****The National bench-mark for CD Ratio is 60%.**

b) The CD Ratio performance of the Banks in Manipur as on 30.09.2022:

CD Ratio	No of Banks	Name of Banks
Below 40%	1	MSCB
40- 60%	6	BOM,CBI, , PNB, IDBI, NESFB, and ICICI Bank
Above 60%	15	CANARA, INDIAN Bank, SBI, UCO Bank, BANDHAN Bank, HDFC, INDUSIND,BOB,IOB,PSB, UNION Bank, BOI,MRB, AXIS Bank,YES Bank

Agenda 6: SPECIAL FOCUS ON REVIEW OF FINANCIAL INCLUSION INITIATIVES, EXPANSION OF BANKING NETWORK, FINANCIAL LITERACY, SOCIAL SECURITY SCHEMES AND DIGITISATION:

(a) Roadmap for providing banking services – villages with population below 2000:

The Progress of provision of banking services through banking outlets/ CSPs in villages of the State as on 30.09.2022 is as under: Out of **2252** villages there are still **25** uncovered villages as under:

Sl. no	Name of the Banks	Uncovered Villages	
		As on June 2022	As on Sept 2022
1	State Bank of India	11	11
2	Central Bank of India	Nil	Nil
3	Punjab National Bank	Nil	Nil
4	UCO Bank	Nil	Nil
3	HDFC Bank Ltd.	14	14
4	ICICI bank Ltd.	Nil	Nil
7	Manipur Rural Bank	Nil	Nil
Total		25	25

(b) Status of Financial Literacy Camps (FLCs) during FY 2022-23.

During the FY 2022-23	No. of FLCs
Upto September 2022 Qtr	255
2022-2023	255

All Banks are requested to comply with the RBI instructions of ensuring conduct of one FLC meeting by each rural branch on a monthly basis.

Agenda 7: Miscellaneous Agenda: If any, with the permission of the Chair.

Bankwise Branch Network Report of Manipur as on date 30-09-2022

Sl No.	Bank Name	Branch			Total Branch	ATM			Total ATM	Out Of Total CSP, Fixed Point CSP	Out Of Total CSP, Other CSP	Total CSP
		Rural	Semi-Urban	Urban		Rural	Semi-Urban	Urban				
1	BOB	9	0	7	16	4	0	14	18	52	0	52
2	BOI	1	3	1	5	1	2	1	4	0	0	0
3	BOM	0	0	1	1	0	0	0	0	1	0	0
4	CAN	3	2	2	7	1	2	2	5	2	0	6
5	CBI	5	2	2	9	1	0	1	2	0	16	8
6	IND	3	2	1	6	1	2	0	3	4	0	4
7	IOB	1	1	1	3	0	1	2	3	3	0	3
8	IPPB	0	8	1	9	0	0	0	0	393	0	393
9	PNB	6	9	8	23	7	8	14	29	0	149	149
10	PSB	3	1	1	5	3	1	1	5	0	0	0
11	SBI	34	13	9	56	48	40	155	243	186	41	227
12	UCO	6	4	3	13	6	4	2	12	10	0	10
13	UNI	0	0	1	1	0	0	2	2	1	0	1
Pub	Total	71	45	38	154	72	60	194	326	652	206	853
1	APBL	0	0	0	0	0	0	0	0	2155	149	2304
2	AXIS	2	5	4	11	3	5	10	18	2	93	95
3	BAND	3	3	2	8	0	0	1	1	0	0	0
4	HDFC	4	3	5	12	4	5	9	18	89	5	94
5	ICICI	4	1	4	9	3	1	7	11	0	0	0
6	IDBI	1	0	1	2	1	0	2	3	0	1	0
7	INDUS	2	0	2	4	1	0	2	3	0	0	0
8	NESFB	1	0	2	3	0	0	0	0	0	0	0
9	YES	0	0	1	1	0	0	1	1	0	0	0
Priv	Total	17	12	21	50	12	11	32	55	2246	248	2493
1	MRB	15	10	1	26	0	0	0	0	42	0	42
RRB	Total	15	10	1	26	0	0	0	0	42	0	42
1	MSCB	6	6	1	13	6	5	4	15	0	0	0
Grand	Total	109	73	61	243	90	76	230	396	2940	454	3388

District wise Branch Network Report of Manipur as on date 30-09-2022

Sl No.	District Name	Branch			Total Branch	ATM			Total ATM	Out Of Total CSP, Fixed Point CSP	Out Of Total CSP, Other CSP	Total CSP
		Rural	Urban	Urban		Rural	Semi-Urban	Urban				
1	BISHNUPUR	3	16	0	19	4	9	6	19	265	28	292
2	CHANDEL	4	0	0	4	4	0	0	4	42	3	45
3	CHURACHANDPUR	17	3	0	20	29	1	1	31	194	70	262
4	IMPHALEAST	23	3	8	34	13	1	6	20	538	69	604
5	IMPHALWEST	9	15	53	77	5	4	217	226	898	81	978
6	JIRIBAM	4	1	0	5	1	1	0	2	50	21	71
7	KAKCHING	1	9	0	10	1	15	0	16	181	45	226
8	KAMJONG	2	0	0	2	1	0	0	1	25	0	25
9	KANGPOKPI	11	0	0	11	9	0	0	9	52	1	53
10	NONEY	4	0	0	4	1	0	0	1	12	1	13
11	PHERZAWL	1	0	0	1	0	0	0	0	10	0	10
12	SENAPATI	13	1	0	14	16	0	0	16	30	21	52
13	TAMENGLONG	2	3	0	5	0	3	0	3	11	9	20
14	TENGNUPAL	3	4	0	7	2	5	0	7	28	8	36
15	THOUBAL	8	14	0	22	2	31	0	33	486	85	571
16	UKHRUL	4	4	0	8	2	6	0	8	118	12	130
Grand Total		109	73	61	243	90	76	230	396	2940	454	3388

Bank Wise Business and Credit Deposit Ratio of Manipur as on date 30-09-2022

(Amount in Rs.Lakhs)

Sl No.	Bank Name	Deposit Amount (D)	Advances Amount (A)	Credit Utilize (CU)	Total Credit (TC=A+CU)	CDR1	CDR2	Investment Amount (I)	TC + I	CDR3
1	BOB	102505.53	63787.16	0	63787.16	62.23	62.23	0	63787.16	62.23
2	BOI	11804	19087	0	19087	161.7	161.7	0	19087	161.7
3	BOM	13380	5475	0	5475	40.92	40.92	0	5475	40.92
4	CAN	19201.26	11820.97	0	11820.97	61.56	61.56	0	11820.97	61.56
5	CBI	21442.55	10919.6	0	10919.6	50.92	50.92	0	10919.6	50.92
6	IND	16134.31	11821.49	0	11821.49	73.27	73.27	0	11821.49	73.27
7	IOB	13286.08	8472.14	0	8472.14	63.77	63.77	0	8472.14	63.77
8	PNB	172673.12	101071.14	0	101071.14	58.53	58.53	0	101071.14	58.53
9	PSB	18279	8687	0	8687	47.52	47.52	0	8687	47.52
10	SBI	540955.11	513342.73	0	513342.73	94.9	94.9	122600	635942.73	117.56
11	UCO	31179.94	25589.71	0	25589.71	82.07	82.07	0	25589.71	82.07
12	UNI	5358.53	3275.89	0	3275.89	61.13	61.13	363.79	3639.68	67.92
	Pub Total	966199.43	783349.83	0	783349.83	81.08	81.08	122963.79	906313.62	93.8
1	AXIS	86309.47	53939.12	0	53939.12	62.5	62.5	0	53939.12	62.5
2	BAND	10488.37	8451.46	0	8451.46	80.58	80.58	0	8451.46	80.58
3	HDFC	95197.96	77417.04	0	77417.04	81.32	81.32	0	77417.04	81.32
4	ICICI	101363.4	56799.62	0	56799.62	56.04	56.04	0	56799.62	56.04
5	IDBI	14358.9	7577.05	0	7577.05	52.77	52.77	0	7577.05	52.77
6	INDUS	4403.27	3172.15	0	3172.15	72.04	72.04	0	3172.15	72.04
7	NESFB	5391.43	2546.56	0	2546.56	47.23	47.23	0	2546.56	47.23
8	YES	2219	1347	0	1347	60.7	60.7	0	1347	60.7
	Priv Total	319731.8	211250	0	211250	66.07	66.07	0	211250	66.07
1	MRB	38229.47	26093.65	0	26093.65	68.26	68.26	0	26093.65	68.26
	RRB Total	38229.47	26093.65	0	26093.65	68.26	68.26	0	26093.65	68.26
1	MSCB	55107.53	18360.16	0	18360.16	33.32	33.32	43738.3	62098.46	112.69
	Co-op Total	55107.53	18360.16	0	18360.16	33.32	33.32	43738.3	62098.46	112.69
	Banks Total	1379268.23	1039053.64	0	1039053.64	75.33	75.33	166702.09	1205755.73	87.42
	Grand Total	1379268.23	1039053.64	0	1039053.64	75.33	75.33	166702.09	1205755.73	87.42

District wise Position of DEPOSITS, ADVANCES , CD RATIO Report of Manipur as on date 30-09-2022

(Amount in Rs. Lakhs)

Sl No.	District Name	Dep Rural	Dep Semi-Urban	Dep Urban	Total Deposit	Adv Rural	Adv Semi-Urban	Adv Urban	Total Advances	CDR Rural	CDR Semi Urban	CDR Urban	Overall CD Ratio
1	BISHNUPUR	1587.31	32912.84	0	34500.15	6365.08	51745.85	35058.27	93169.2	401	157.22		270.05
2	CHANDEL	10962.58	0	0	10962.58	16722.71	16.14	101.61	16840.46	152.54			153.62
3	CHURACHANDPUR	88320.16	5339.68	0	93659.84	69614.3	4157.15	9479.72	83251.17	78.82	77.85		88.89
4	IMPHALEAST	121910.3	11268.14	41697.83	174876.3	72922.87	4614.56	34975.81	112513.2	59.82	40.95	83.88	64.34
5	IMPHALWEST	29801.74	33375.64	804540.3	867717.7	25809.32	45658.82	444770.5	516238.7	86.6	136.8	55.28	59.49
6	JIRIBAM	11261.31	56.82	0	11318.13	3810.81	73.11	0	3883.92	33.84	128.67		34.32
7	KAKCHING	867.75	15271.44	0	16139.19	965.9	26944.2	0	27910.1	111.31	176.44		172.93
8	KAMJONG	979.2	0	0	979.2	1707.39	0	0	1707.39	174.37			174.37
9	KANGPOKPI	23013.82	0	0	23013.82	28251.19	0	0	28251.19	122.76			122.76
10	NONEY	6489.5	0	0	6489.5	3820.54	0	0	3820.54	58.87			58.87
11	PHERZAWL	115.76	0	0	115.76	1021.45	0	0	1021.45	882.39			882.39
12	SENAPATI	45115.55	532	0	45647.55	40251.18	411	63.1	40725.28	89.22	77.26		89.22
13	TAMENGLONG	629.54	12049.36	0	12678.9	139.74	5335.23	158.65	5633.62	22.2	44.28		44.43
14	TENGNOUNPAL	4830.86	6965.09	0	11795.95	11803.14	5135.09	0	16938.23	244.33	73.73		143.59
15	THOUBAL	7031.9	38620.98	0	45652.88	8471.45	60700.77	2309.12	71481.34	120.47	157.17		156.58
16	UKHRUL	1409.17	22311.66	0	23720.83	3430.22	12029.88	207.75	15667.85	243.42	53.92		66.05
Grand Total		354326.5	178703.7	846238.1	1379268	295107.3	216821.8	527124.6	1039054	83.29	121.33	62.29	75.33

**Bank-wise ACP (Priority Sector) OUTSTANDING Report of Manipur as on date
30-09-2022**

(Amount in Rs. Lakhs)

Sl No.	BankName	Total Agri (PS) O/S		Total MSME (PS) O/S		Total Other PS O/S		Total PS O/S	
		No.	Amt.	No.	Amt.	No.	Amt.	No.	Amt.
1	BOB	4698	8809.1	4129	20912.57	3302	11222.44	12129	40944.11
2	BOI	12	5.22	185	421.41	4	18.04	201	444.67
3	BOM	11	35.43	200	4021	52	688.51	263	4744.94
4	CAN	1081	1602.52	1696	4318.22	207	1196.68	2984	7117.42
5	CBI	860	1264.66	2031	6624.16	162	647.08	3053	8535.9
6	IND	487	506.28	1332	4757.17	131	1554.96	1950	6818.41
7	IOB	304	378.34	792	3486.03	253	1737.3	1349	5601.67
8	PNB	11923	9229.41	5763	16000.41	1471	11579.45	19157	36809.27
9	PSB	84	191.64	931	3195.12	166	1801.13	1181	5187.89
10	SBI	4473	6481.44	10422	38538.33	1894	20227.16	16789	65246.93
11	UCO	2128	2587.08	4325	6531.05	714	12770.43	7167	21888.56
12	UNI	24	86.85	173	423	13	106.8	210	616.65
Pub	Total	26085	31177.97	31979	109228.47	8369	63549.98	66433	203956.42
1	APBL	0	0	0	0	0	0	0	0
2	AXIS	3890	8002.47	765	11681.94	2980	3214.84	7635	22899.25
3	BAND	1104	415.71	112	170.92	15335	5444.28	16551	6030.91
4	HDFC	1331	1964.97	13967	15145.97	2677	1246.34	17975	18357.28
5	ICICI	4615	8987.52	167	7102.91	40	603.77	4822	16694.2
6	IDBI	291	412.08	287	2045.09	103	857.14	681	3314.31
7	INDUS	1	5.98	107	2354.02	0	0	108	2360
8	NESFB	154	98.08	4979	2197.95	0	0	5133	2296.03
9	YES	0	0	3	122.24	0	0	3	122.24
Priv	Total	11386	19886.81	20387	40821.04	21135	11366.37	52908	72074.22
1	MRB	15929	9843.88	13549	12896.47	166	1454.8	29644	24195.15
RRB	Total	15929	9843.88	13549	12896.47	166	1454.8	29644	24195.15
1	MSCB	5264	10842.28	2154	3472.49	1459	1788.4	8877	16103.17
Co-op	Total	5264	10842.28	2154	3472.49	1459	1788.4	8877	16103.17
Banks	Total	58664	71750.94	68069	166418.47	31129	78159.55	157862	316328.96
Grand	Total	58664	71750.94	68069	166418.47	31129	78159.55	157862	316328.96

**District-wise ACP (Priority Sector) OUTSTANDING Report of Manipur as on date
30-09-2022 (Excluding RIDF & NEDFi)
(Amount in Rs. Lakhs)**

Sl No.	District Name	Total Agri (PS) O/S No.		Total MSME (PS) O/S		Total Other PS O/S No.		Total PS O/S No.	
		No.	Amt.	No.	Amt.	No.	Amt.	No.	Amt.
1	BISHNUPUR	11924	13978.03	5094	10754.33	3412	6061.76	20430	30794.12
2	CHANDEL	234	197.26	569	577.69	77	6742.11	880	7517.06
3	CHURACHANDPUR	4462	4761.22	2876	8848.28	996	5989.83	8334	19599.33
4	IMPHALEAST	6104	6019.49	15364	23581.31	5755	9584.33	27223	39185.13
5	IMPHALWEST	20738	31193.36	25624	93860.11	9236	34925.25	55598	159978.72
6	JIRIBAM	429	172.53	120	140.58	2715	1053.05	3264	1366.16
7	KAKCHING	2283	2545.2	2688	4373.79	3034	3606.78	8005	10525.77
8	KAMJONG	22	19.52	102	99.94	0	0	124	119.46
9	KANGPOKPI	1325	1114.93	1050	4964.24	556	2441	2931	8520.17
10	NONEY	547	455.76	413	474.27	2	18.14	962	948.17
11	PHERZAWL	17	15.73	17	20.02	0	0	34	35.75
12	SENAPATI	2075	1670.02	2258	5268.94	229	2310.5	4562	9249.46
13	TAMENGLONG	274	205.24	654	894.02	15	90.75	943	1190.01
14	TENGNUPAL	647	821.27	1274	1508.65	171	816.61	2092	3146.53
15	THOUBAL	6790	7649.29	8830	9287.78	4660	4211.28	20280	21148.35
16	UKHRUL	793	932.09	1136	1764.52	271	308.16	2200	3004.77
Grand Total		58664	71750.94	68069	166418.47	31129	78159.55	157862	316328.96

Segregation of Advances in Manipur as on date 30-09-2022
(Amount in Rs. Lakhs)

Sl No.	BankName	Priority Sector Advance (PSA)	Non Priority Sector Advance	Total Advance	Weaker Sector Advance (WSA)	PSA to Tot. Adv (%)	WSA to PSA (%)	WSA to Tot. Adv (%)
1	BOB	40944.11	22843	63787.16	18770.28	64.19	45.84	29.43
2	BOI	444.67	18642	19087	3695.67	2.33	831.1	19.36
3	BOM	4744.94	730	5475	1.6	86.67	0.03	0.03
4	CAN	7117.42	4704	11820.97	11456.23	60.21	160.96	96.91
5	CBI	8535.9	2384	10919.6	1508.45	78.17	17.67	13.81
6	IND	6818.41	5003	11821.49	3064.13	57.68	44.94	25.92
7	IOB	5601.67	2870	8472.14	1444.16	66.12	25.78	17.05
8	PNB	36809.27	64262	101071.14	31614.99	36.42	85.89	31.28
9	PSB	5187.89	3499	8687	1493.55	59.72	28.79	17.19
10	SBI	65246.93	448096	513342.73	17730.04	12.71	27.17	3.45
11	UCO	21888.56	3701	25589.71	7003.62	85.54	32	27.37
12	UNI	616.65	2659	3275.89	1750.43	18.82	283.86	53.43
Pub	Total	203956.42	579393	783349.83	99533.15	26.04	48.8	12.71
1	AXIS	22899.25	31040	53939.12	10121.79	42.45	44.2	18.77
2	BAND	6030.91	2421	8451.46	7255.13	71.36	120.3	85.84
3	HDFC	18357.28	59060	77417.04	4929.13	23.71	26.85	6.37
4	ICICI	16694.2	40105	56799.62	4045.7	29.39	24.23	7.12
5	IDBI	3314.31	4263	7577.05	1508.79	43.74	45.52	19.91
6	INDUS	2360	812	3172.15	137.45	74.4	5.82	4.33
7	NESFB	2296.03	251	2546.56	424.4	90.16	18.48	16.67
8	YES	122.24	1225	1347	320	9.07	261.78	23.76
Priv	Total	72074.22	139177	211250	28742.39	34.12	39.88	13.61
1	MRB	24195.15	1898	26093.65	23484.6	92.72	97.06	90
RRB	Total	24195.15	1898	26093.65	23484.6	92.72	97.06	90
1	MSCB	16103.17	2257	18360.16	8028.08	87.71	49.85	43.73
All Banks	Total	316328.96	722725	1039053.64	159788.22	30.44	50.51	15.38

**Bankwise Progress under Agri (PS) Outstanding Report of Manipur as on date
30-09-2022**

(Amount in Rs. Lakhs)

Sl No.	Bank Name	Farm Credit Crop No	Farm Credit Crop Amt	Farm Credit Term Loan No	Farm Credit Term Loan Amt	Agri Infra No	Agri Infra Amt	Ancillary No	Ancillary Amt	Agri Total O/S No.	Agri Total O/S Amount
1	BOB	1908	5672.5	2626	2255.6	6	30.39	158	850.61	4698	8809.1
2	BOI	12	5.22	0	0	0	0	0	0	12	5.22
3	BOM	0	0	0	0	6	18.43	5	17	11	35.43
4	CAN	710	798.51	328	709.68	3	1.57	40	92.76	1081	1602.52
5	CBI	479	236.12	243	504.51	0	0	138	524.03	860	1264.66
6	IND	452	338.46	31	151.27	0	0	4	16.55	487	506.28
7	IOB	197	206.47	57	110.57	0	0	50	61.3	304	378.34
8	PNB	10267	6257.12	1325	1701.43	16	342.94	315	927.92	11923	9229.41
9	PSB	32	72.12	52	119.52	0	0	0	0	84	191.64
10	SBI	4287	4940.73	157	350.72	0	0	29	1189.99	4473	6481.44
11	UCO	1655	1563.84	465	954.73	1	8.02	7	60.49	2128	2587.08
12	UNI	6	9.68	6	41.53	0	0	12	35.64	24	86.85
Pub	Total	20005	20100.77	5290	6899.56	32	401.35	758	3776.29	26085	31177.97
1	APBL	0	0	0	0	0	0	0	0	0	0
2	AXIS	104	1592.97	3786	6409.5	0	0	0	0	3890	8002.47
3	BAND	0	0	505	217.53	0	0	599	198.18	1104	415.71
4	HDFC	219	847.13	1111	1116.94	1	0.9	0	0	1331	1964.97
5	ICICI	4276	8658.21	339	329.31	0	0	0	0	4615	8987.52
6	IDBI	107	119.15	167	183.27	0	0	17	109.66	291	412.08
7	INDUS	0	0	0	0	0	0	1	5.98	1	5.98
8	NESFB	7	1.18	81	63.59	0	0	66	33.31	154	98.08
9	YES	0	0	0	0	0	0	0	0	0	0
Priv	Total	4713	11218.64	5989	8320.14	1	0.9	683	347.13	11386	19886.81
1	MRB	10423	4216.38	3145	4496.14	43	49.13	2318	1082.23	15929	9843.88
RRB	Total	10423	4216.38	3145	4496.14	43	49.13	2318	1082.23	15929	9843.88
1	MSCB	1497	655.08	3765	5187.2	0	0	2	5000	5264	10842.28
Banks	Total	36638	36190.87	18189	24903.04	76	451.38	3761	10205.65	58664	71750.94
Grand	Total	36638	36190.87	18189	24903.04	76	451.38	3761	10205.65	58664	71750.94

**Districtwise Progress under Agri (PS) OUTSTANDING Report of Manipur as on date 30-09-2022(Excluding RIDF)
(Amount in Rs.Lakhs)**

Sl No.	District Name	Farm Credit Crop No	Farm Credit Crop Amt	Farm Credit Term Loan No	Farm Credit Term Loan Amt	Agri Infra No	Agri Infra Amt	Ancillary No	Ancillary Amt	Agri Total O/S No.	Agri Total O/S Amount
1	BISHNUPUR	8709	9339.03	2775	4415.93	4	14.37	436	208.7	11924	13978.03
2	CHANDEL	224	163.36	10	33.9	0	0	0	0	234	197.26
3	CHURACHANDPUR	2836	2972.42	1563	1703.06	2	12.58	61	73.16	4462	4761.22
4	IMPHALEAST	2790	2059.01	2242	2868.42	16	8.29	1056	1083.77	6104	6019.49
5	IMPHALWEST	14057	15394.44	5295	7466.29	34	389.83	1352	7942.8	20738	31193.36
6	JIRIBAM	54	19.49	171	91.4	0	0	204	61.64	429	172.53
7	KAKCHING	1042	835.73	1078	1560.58	9	7.12	154	141.77	2283	2545.2
8	KAMJONG	21	18.85	0	0	0	0	1	0.67	22	19.52
9	KANGPOKPI	989	808.44	325	253.74	0	0	11	52.75	1325	1114.93
10	NONEY	165	94.2	347	303.31	0	0	35	58.25	547	455.76
11	PHERZAWL	17	15.73	0	0	0	0	0	0	17	15.73
12	SENAPATI	1855	1284.15	127	151.68	1	1.42	92	232.77	2075	1670.02
13	TAMENGLONG	147	88.53	97	81.82	0	0	30	34.89	274	205.24
14	TENGNOUNPAL	304	333.93	335	477.17	0	0	8	10.17	647	821.27
15	THOUBAL	2925	2257.64	3582	5141.03	9	9.75	274	240.87	6790	7649.29
16	UKHRUL	503	505.92	242	354.71	1	8.02	47	63.44	793	932.09
Grand Total		36638	36190.87	18189	24903.04	76	451.38	3761	10205.65	58664	71750.94

**Bankwise Progress under MSME (PS) Outstanding Report of Manipur as on date
30-09-2022
(Amount in Rs. Lakhs)**

Sl No.	Bank Name	Micro		Small		Medium		Other MSME		MSME Total O/S	
		No.	Amt.	No.	Amt.	No.	Amt.	No.	Amt.	No.	Amt.
1	BOB	3872	17938.61	19	2099.54	3	293.83	235	580.59	4129	20912.57
2	BOI	185	421.41	0	0	0	0	0	0	185	421.41
3	BOM	139	228	46	621	10	3155	5	17	200	4021
4	CAN	1565	3649.34	70	476.55	5	9.29	56	183.04	1696	4318.22
5	CBI	1964	5054.42	66	1539.5	1	30.24	0	0	2031	6624.16
6	IND	1257	3220.28	75	1536.89	0	0	0	0	1332	4757.17
7	IOB	775	2622.42	2	140.25	1	710	14	13.36	792	3486.03
8	PNB	4504	10742.63	1244	5077.44	15	180.34	0	0	5763	16000.41
9	PSB	920	3065.95	10	118.14	1	11.03	0	0	931	3195.12
10	SBI	9645	19112.93	624	14883.93	22	3459.08	131	1082.39	10422	38538.33
11	UCO	4064	4642.01	227	1822.35	0	0	34	66.69	4325	6531.05
12	UNI	170	395.96	2	12.11	1	14.93	0	0	173	423
Pub	Total	29060	71093.96	2385	28327.7	59	7863.74	475	1943.07	31979	109228.5
1	APBL	0	0	0	0	0	0	0	0	0	0
2	AXIS	664	6559.18	88	3124.82	13	1997.94	0	0	765	11681.94
3	BAND	112	170.92	0	0	0	0	0	0	112	170.92
4	HDFC	13441	10619.1	510	4452.46	16	74.41	0	0	13967	15145.97
5	ICICI	131	4455.48	32	2343.4	4	304.03	0	0	167	7102.91
6	IDBI	277	1858.93	3	143.35	0	0	7	42.81	287	2045.09
7	INDUS	28	277.35	30	552.19	49	1524.48	0	0	107	2354.02
8	NESFB	3392	922.69	0	0	0	0	1587	1275.26	4979	2197.95
9	YES	2	23.22	1	99.02	0	0	0	0	3	122.24
Priv	Total	18047	24886.87	664	10715.24	82	3900.86	1594	1318.07	20387	40821.04
1	MRB	13549	12896.47	0	0	0	0	0	0	13549	12896.47
RRB	Total	13549	12896.47	0	0	0	0	0	0	13549	12896.47
1	MSCB	2154	3472.49	0	0	0	0	0	0	2154	3472.49
Banks	Total	62810	112349.8	3049	39042.94	141	11764.6	2069	3261.14	68069	166418.5
Grand	Total	62810	112349.8	3049	39042.94	141	11764.6	2069	3261.14	68069	166418.5

**Districtwise Progress under MSME (PS) OUTSTANDING Report of Manipur as on date 30-09-2022
(Amount in Rs.Lakhs)**

Sl No.	District Name	Micro		Small		Medium		Other MSME		MSME Total O/S	
		No.	Amt.	No.	Amt.	No.	Amt.	No.	Amt.	No.	Amt.
1	BISHNUPUR	4910	8075	155	2341.01	5	304.38	24	33.94	5094	10754.33
2	CHANDEL	566	563.35	3	14.34	0	0	0	0	569	577.69
3	CHURACHANDPUR	2633	7394.29	161	1218.46	1	0.25	81	235.28	2876	8848.28
4	IMPHALEAST	14776	17543.01	488	4402.65	59	1557	41	78.65	15364	23581.31
5	IMPHALWEST	22385	54096.31	1343	27314.95	63	9773.43	1833	2675.42	25624	93860.11
6	JIRIBAM	84	114.67	36	25.91	0	0	0	0	120	140.58
7	KAKCHING	2335	2870.41	349	1412.56	2	83.3	2	7.52	2688	4373.79
8	KAMJONG	101	99.91	0	0	0	0	1	0.03	102	99.94
9	KANGPOKPI	1016	4699.86	11	232.29	0	0	23	32.09	1050	4964.24
10	NONEY	406	461.27	0	0	0	0	7	13	413	474.27
11	PHERZAWL	17	20.02	0	0	0	0	0	0	17	20.02
12	SENAPATI	2039	4092.73	185	1035.59	0	0	34	140.62	2258	5268.94
13	TAMENGLONG	591	800.74	63	93.28	0	0	0	0	654	894.02
14	TENGNOUNPAL	1172	1428.1	91	68.18	0	0	11	12.37	1274	1508.65
15	THOUBAL	8720	8454.39	94	766.98	7	43.48	9	22.93	8830	9287.78
16	UKHRUL	1059	1635.73	70	116.74	4	2.76	3	9.29	1136	1764.52
Grand Total		62810	112349.79	3049	39042.94	141	11764.6	2069	3261.14	68069	166418.47

**Bankwise Progress under Other Priority Sector (OPS) OUTSTANDING Report of Manipur as on date
30-09-2022
(Amount in Rs. Lakhs)**

Sl No.	Bank Name	Export		Education PS		Housing PS		Social Infra		Renewable		Other PS		OPS Total O/S	
		No.	Amt	No.	Amt	No.	Amt	No.	Amt	No.	Amt	No.	Amt	No.	Amt
1	BOB	0	0	92	226.53	247	2769.63	1	0.03	0	0	2962	8226.25	3302	11222.4
2	BOI	0	0	2	2.03	2	16.01	0	0	0	0	0	0	4	18.04
3	BOM	0	0	15	82.33	28	564.58	7	28	0	0	2	13.6	52	688.51
4	CAN	0	0	96	304.84	106	889.59	0	0	0	0	5	2.25	207	1196.68
5	CBI	0	0	30	103.85	48	434.57	0	0	0	0	84	108.66	162	647.08
6	IND	0	0	29	152.87	100	1396.42	2	5.67	0	0	0	0	131	1554.96
7	IOB	0	0	7	38.67	80	1449.15	0	0	0	0	166	249.48	253	1737.3
8	PNB	0	0	154	542.16	1302	11033.9	0	0	0	0	15	3.4	1471	11579.5
9	PSB	0	0	14	72.97	152	1728.16	0	0	0	0	0	0	166	1801.13
10	SBI	0	0	330	1309.13	1564	18918	0	0	0	0	0	0	1894	20227.2
11	UCO	0	0	27	6148.31	508	5597.86	0	0	0	0	179	1024.26	714	12770.4
12	UNI	0	0	4	10.66	7	96.11	0	0	0	0	2	0.03	13	106.8
Pub	Total	0	0	800	8994.35	4144	44894	10	33.7	0	0	3415	9627.93	8369	63550
1	APBL	0	0	0	0	0	0	0	0	0	0	0	0	0	0
2	AXIS	0	0	8	24.01	1582	2710.2	0	0	0	0	1390	480.63	2980	3214.84
3	BAND	0	0	0	0	0	0	0	0	0	0	15335	5444.28	15335	5444.28
4	HDFC	0	0	2	7.71	995	1116.48	0	0	0	0	1680	122.15	2677	1246.34
5	ICICI	0	0	6	86.14	32	516.75	0	0	0	0	2	0.88	40	603.77
6	IDBI	0	0	42	90.05	59	747.09	2	20	0	0	0	0	103	857.14
7	INDUS	0	0	0	0	0	0	0	0	0	0	0	0	0	0
8	NESFB	0	0	0	0	0	0	0	0	0	0	0	0	0	0
9	YES	0	0	0	0	0	0	0	0	0	0	0	0	0	0
Priv	Total	0	0	58	207.91	2668	5090.52	2	20	0	0	18407	6047.94	21135	11366.4
1	MRB	0	0	14	29.64	120	1329.93	6	84.41	0	0	26	10.82	166	1454.8
RRB	Total	0	0	14	29.64	120	1329.93	6	84.41	0	0	26	10.82	166	1454.8
1	MSCB	0	0	3	0.78	74	843.7	0	0	0	0	1382	943.92	1459	1788.4
Grand	Total	0	0	875	9232.68	7006	52158.2	18	138.11	0	0	23230	16630.6	31129	78159.6

**Districtwise Progress under Other Priority Sector (OPS) OUTSTANDING Report of Manipur as on date 30-09-2022
(Amount in Rs.Lakhs)**

Sl No.	District Name	Export		Education PS		Housing PS		Social Infra		Renewable		Other PS		OPS Total O/S	
		No.	Amt.	No.	Amt.	No.	Amt.	No.	Amt.	No.	Amt.	No.	Amt.	No.	Amt.
1	BISHNUPUR	0	0	28	161.34	537	4302.51	1	13.65	0	0	2846	1584.26	3412	6061.76
2	CHANDEL	0	0	6	6035.93	65	669.98	0	0	0	0	6	36.2	77	6742.11
3	CHURACHANDPUR	0	0	76	157.84	419	4625.37	0	0	0	0	501	1206.62	996	5989.83
4	IMPHALEAST	0	0	82	288.92	1498	7216.2	1	19.65	0	0	4174	2059.56	5755	9584.33
5	IMPHALWEST	0	0	530	2092.14	3594	26180.9	14	81.99	0	0	5098	6570.19	9236	34925.3
6	JIRIBAM	0	0	1	0.51	8	69.26	0	0	0	0	2706	983.28	2715	1053.05
7	KAKCHING	0	0	38	79.83	247	2308.99	2	22.82	0	0	2747	1195.14	3034	3606.78
8	KAMJONG	0	0	0	0	0	0	0	0	0	0	0	0	0	0
9	KANGPOKPI	0	0	12	45.66	84	1076.13	0	0	0	0	460	1319.21	556	2441
10	NONEY	0	0	1	6.14	1	12	0	0	0	0	0	0	2	18.14
11	PHERZAWL	0	0	0	0	0	0	0	0	0	0	0	0	0	0
12	SENAPATI	0	0	55	197.1	147	2067.81	0	0	0	0	27	45.59	229	2310.5
13	TAMENGLONG	0	0	9	18.27	6	72.48	0	0	0	0	0	0	15	90.75
14	TENGNOUNPAL	0	0	3	19.31	48	662.86	0	0	0	0	120	134.44	171	816.61
15	THOUBAL	0	0	29	115.11	341	2808.26	0	0	0	0	4290	1287.91	4660	4211.28
16	UKHRUL	0	0	5	14.58	11	85.37	0	0	0	0	255	208.21	271	308.16
Grand Total		0	0	875	9232.68	7006	52158.2	18	138.11	0	0	23230	16630.6	31129	78159.6

Bank-wise ACP (Priority Sector) OUTSTANDING & NPA Report of Manipur as on date 30-09-2022
(Amount in Rs. Lakhs)

Sl No.	BankName	Total Agri (PS) O/S No.	Total Agri (PS) O/S Amt.	Tot Agri (PS) NPA No.	Tot Agri (PS) NPA Amt.	Agri NPA Amt %	Total MSME (PS) O/S No.	Total MSME (PS) O/S Amt.	Tot MSME (PS) NPA No.	Tot MSME (PS) NPA Amt.	MSME NPA Amt %	Total Other PS O/S No.	Total Other PS O/S Amt.	Tot Other (PS) NPA No.	Tot Other (PS) NPA Amt.	OTHER(P S) NPA Amt %	Total PS O/S No.	Total PS O/S Amt.	Total PSA NPA No.	Total PSA NPA Amt.	TOTAL PSA NPA Amt %
1	BOB	4698	8809.1	90	303.93	3.45	4129	20912.6	755	1820.17	8.7	3302	11222.4	27	137.67	1.23	12129	40944.1	872	2261.77	5.52
2	BOI	12	5.22	181	159.84	3062.07	185	421.41	182	327.77	77.78	4	18.04	5	26.3	145.79	201	444.67	368	513.91	115.57
3	BOM	11	35.43	0	0	0	200	4021	14	28	0.7	52	688.51	0	0	0	263	4744.94	14	28	0.59
4	CAN	1081	1602.52	285	204.98	12.79	1696	4318.22	519	961.18	22.26	207	1196.68	7	48.05	4.02	2984	7117.42	811	1214.21	17.06
5	CBI	860	1264.66	482	622.48	49.22	2031	6624.16	969	1943.19	29.33	162	647.08	40	127.38	19.69	3053	8535.9	1491	2693.05	31.55
6	IND	487	506.28	95	148.82	29.39	1332	4757.17	381	496.03	10.43	131	1554.96	1	3.15	0.2	1950	6818.41	477	648	9.5
7	IOB	304	378.34	67	163.96	43.34	792	3486.03	51	118.82	3.41	253	1737.3	1	1.45	0.08	1349	5601.67	119	284.23	5.07
8	PNB	11923	9229.41	10492	7162.38	77.6	5763	16000.4	2541	4973.18	31.08	1471	11579.5	97	337.58	2.92	19157	36809.3	13130	12473.1	33.89
9	PSB	84	191.64	58	118.26	61.71	931	3195.12	357	542.18	16.97	166	1801.13	16	79.08	4.39	1181	5187.89	431	739.52	14.25
10	SBI	4473	6481.44	980	500.91	7.73	10422	38538.3	260	327.44	0.85	1894	20227.2	6	20.81	0.1	16789	65246.9	1246	849.16	1.3
11	UCO	2128	2587.08	1604	818.12	31.62	4325	6531.05	1324	1721.47	26.36	714	12770.4	248	150.8	1.18	7167	21888.6	3176	2690.39	12.29
12	UNI	24	86.85	0	0	0	173	423	8	7.13	1.69	13	106.8	2	0.03	0.03	210	616.65	10	7.16	1.16
Pub	Total	26085	31178	14334	10203.7	32.73	31979	109228	7361	13266.6	12.15	8369	63550	450	932.3	1.47	66433	203956	22145	24402.5	11.96
1	APBL	0	0	0	0	0	0	0	0	0	0	0	0	0	0	0	0	0	0	0	0
2	AXIS	3890	8002.47	5	4.86	0.06	765	11681.9	10	235.37	2.01	2980	3214.84	113	98.05	3.05	7635	22899.3	128	338.28	1.48
3	BAND	1104	415.71	153	54.43	13.09	112	170.92	0	0	0	15335	5444.28	534	98.12	1.8	16551	6030.91	687	152.55	2.53
4	HDFC	1331	1964.97	127	258.29	13.14	13967	15146	620	543.49	3.59	2677	1246.34	775	49.47	3.97	17975	18357.3	1522	851.25	4.64
5	ICICI	4615	8987.52	9	11.59	0.13	167	7102.91	20	593.52	8.36	40	603.77	0	0	0	4822	16694.2	29	605.11	3.62
6	IDBI	291	412.08	2	0.69	0.17	287	2045.09	27	34.76	1.7	103	857.14	0	0	0	681	3314.31	29	35.45	1.07
7	INDUS	1	5.98	0	0	0	107	2354.02	1	7.68	0.33	0	0	0	0	0	108	2360	1	7.68	0.33
8	NESFB	154	98.08	1	0.99	1.01	4979	2197.95	142	30.78	1.4	0	0	0	0	0	5133	2296.03	143	31.77	1.38
9	YES	0	0	0	0	0	3	122.24	0	0	0	0	0	0	0	0	3	122.24	0	0	0
Priv	Total	11386	19886.8	297	330.85	1.66	20387	40821	820	1445.6	3.54	21135	11366.4	1422	245.64	2.16	52908	72074.2	2539	2022.09	2.81
1	MRB	15929	9843.88	1700	1214.05	12.33	13549	12896.5	4723	3315.05	25.71	166	1454.8	18	58.23	4	29644	24195.2	6441	4587.33	18.96
RRB	Total	15929	9843.88	1700	1214.05	12.33	13549	12896.5	4723	3315.05	25.71	166	1454.8	18	58.23	4	29644	24195.2	6441	4587.33	18.96
1	MSCB	5264	10842.3	1884	1824.52	16.83	2154	3472.49	1076	1257.4	36.21	1459	1788.4	421	275.53	15.41	8877	16103.2	3381	3357.45	20.85
Co-op	Total	5264	10842.3	1884	1824.52	16.83	2154	3472.49	1076	1257.4	36.21	1459	1788.4	421	275.53	15.41	8877	16103.2	3381	3357.45	20.85
Grand	Total	58664	71750.9	18215	13573.1	18.92	68069	166418	13980	19284.6	11.59	31129	78159.6	2311	1511.7	1.93	157862	316329	34506	34369.4	10.87

+

District-wise ACP (Priority Sector) OUTSTANDING & NPA Report of Manipur as on date 30-09-2022 (Excluding RIDF & NEDFi)
(Amount in Rs. Lakhs)

Sl No.	District Name	Total Agri (PS) O/S No.	Total Agri (PS) O/S Amt.	Tot Agri (PS) NPA No.	Tot Agri (PS) NPA Amt.	Agri NPA Amt %	Total MSME (PS) O/S No.	Total MSME (PS) O/S Amt.	Tot MSME (PS) NPA No.	Tot MSME (PS) NPA Amt.	MSME NPA Amt %	Total Other PS O/S No.	Total Other PS O/S Amt.	Tot Other (PS) NPA No.	Tot Other (PS) NPA Amt.	OTHER(PS) NPA Amt %	Total PS O/S No.	Total PS O/S Amt.	Total PSA NPA No.	Total PSA NPA Amt.	TOTAL PSA NPA Amt %
1	BISHNUPUR	11924	13978	1057	888.31	6.36	5094	10754.3	1616	1487.48	13.83	3412	6061.76	337	175.83	2.9	20430	30794.1	3010	2551.62	8.29
2	CHANDEL	234	197.26	79	70.44	35.71	569	577.69	95	75.96	13.15	77	6742.11	6	5.55	0.08	880	7517.06	180	151.95	2.02
3	CHURACHANDPUR	4462	4761.22	1021	739.69	15.54	2876	8848.28	652	1030.87	11.65	996	5989.83	100	63.08	1.05	8334	19599.3	1773	1833.64	9.36
4	IMPHALEAST	6104	6019.49	1215	1096.4	18.21	15364	23581.3	1809	2026.77	8.59	5755	9584.33	239	243.19	2.54	27223	39185.1	3263	3366.36	8.59
5	IMPHALWEST	20738	31193.4	10991	8437.45	27.05	25624	93860.1	5874	10654.5	11.35	9236	34925.3	317	697.67	2	55598	159979	17182	19789.6	12.37
6	JIRIBAM	429	172.53	93	39.6	22.95	120	140.58	38	23.5	16.72	2715	1053.05	113	21.63	2.05	3264	1366.16	244	84.73	6.2
7	KAKCHING	2283	2545.2	643	549.47	21.59	2688	4373.79	827	626.53	14.32	3034	3606.78	181	76.05	2.11	8005	10525.8	1651	1252.05	11.9
8	KAMJONG	22	19.52	0	0	0	102	99.94	8	10.21	10.22	0	0	0	0		124	119.46	8	10.21	8.55
9	KANGPOKPI	1325	1114.93	196	98.11	8.8	1050	4964.24	175	314.45	6.33	556	2441	12	35.3	1.45	2931	8520.17	383	447.86	5.26
10	NONEY	547	455.76	171	85.28	18.71	413	474.27	124	99.14	20.9	2	18.14	0	0	0	962	948.17	295	184.42	19.45
11	PHERZAWL	17	15.73	0	0	0	17	20.02	0	0	0	0	0	0	0		34	35.75	0	0	0
12	SENAPATI	2075	1670.02	1543	513.32	30.74	2258	5268.94	423	591.64	11.23	229	2310.5	61	21.24	0.92	4562	9249.46	2027	1126.2	12.18
13	TAMENGLONG	274	205.24	131	75.86	36.96	654	894.02	203	228.28	25.53	15	90.75	0	0	0	943	1190.01	334	304.14	25.56
14	TENGNUPAL	647	821.27	60	27.74	3.38	1274	1508.65	104	93.99	6.23	171	816.61	3	4.26	0.52	2092	3146.53	167	125.99	4
15	THOUBAL	6790	7649.29	688	612.22	8	8830	9287.78	1635	1568.05	16.88	4660	4211.28	896	145.29	3.45	20280	21148.4	3219	2325.56	11
16	UKHRUL	793	932.09	327	339.21	36.39	1136	1764.52	397	453.28	25.69	271	308.16	46	22.61	7.34	2200	3004.77	770	815.1	27.13
Grand Total		58664	71750.9	18215	13573.1	18.92	68069	166418	13980	19284.6	11.59	31129	78159.6	2311	1511.7	1.93	157862	316329	34506	34369.4	10.87

**Bankwise Progress under Non Priority Sector (NPS) OUTSTANDING & NPA Report of Manipur as on date 30-09-2022
(Amount in Rs. Lakhs)**

Sl No.	Bank Name	Agri NPS No.	Agri NPS Amt.	Education NPS No.	Education NPS Amt.	Housing NPS No.	Housing NPS Amt.	Personal Loan No.	Personal Loan Amt.	Other NPS No.	Other NPS Amt.	Tot NPS O/S No.	Tot NPS O/S Amt.	Tot Non Prio Sec NPA No.	Tot Non Prio Sec NPA Amt.	NPS NPA Amt. %
1	BOB	0	0	222	4566.62	272	6078.5	4954	10885.19	1965	13066.07	7413	34596.38	94	215.4	0.62
2	BOI	0	0	1	6.4	8	146.67	72	409.48	71	435.12	152	997.67	116	31.35	3.14
3	BOM	6	18.43	1	35.32	29	790.64	16	29.37	2	30.89	54	904.65	0	0	0
4	CAN	0	0	1	24.28	51	1146.61	188	383.02	453	3135.83	693	4689.74	55	154.39	3.29
5	CBI	0	0	0	0	2	118.81	163	621.53	432	1643.38	597	2383.72	84	118.14	4.96
6	IND	1	0.5	0	0	0	0	0	0	6	5002.59	7	5003.09	0	0	0
7	IOB	0	0	0	0	87	1423.62	117	282.22	280	1132.81	484	2838.65	9	37.35	1.32
8	PNB	2	5.25	8	80.26	545	10218.69	10310	40606.39	4962	13351.32	15827	64261.91	607	802.79	1.25
9	PSB	0	0	0	0	8	110.92	29	37.36	736	3336.61	773	3484.89	13	15.04	0.43
10	SBI	36	39.4	0	196.05	4189	72862.34	12718	23490.98	74399	367589.3	91342	464178.1	3564	4490.5	0.97
11	UCO	0	0	0	0	67	1607.88	1116	1384.2	2088	8747.27	3271	11739.35	261	189.35	1.61
12	UNI	0	0	1	9.29	17	568.9	364	1637.9	32	443.15	414	2659.24	0	0	0
Pub	Total	45	63.58	234	4918.22	5275	95073.58	30047	79767.64	85426	417914.4	121027	597737.4	4803	6054.31	1.01
1	APBL	0	0	0	0	0	0	0	0	0	0	0	0	0	0	
2	AXIS	0	0	4	91.69	12	638.37	1747	6077.02	5994	24232.82	7757	31039.9	51	347.51	1.12
3	BAND	0	0	0	0	0	0	332	473.77	2394	1951.61	2726	2425.38	210	121.02	4.99
4	HDFC	0	0	0	0	0	0	3166	13006.55	43989	46053.21	47155	59059.76	755	1000.91	1.69
5	ICICI	0	0	3	73.53	327	7936.9	3271	10979.53	8626	21022.89	12227	40012.85	348	1035.18	2.59
6	IDBI	0	0	0	18.43	125	2142.21	157	874.3	1341	1227.7	1623	4262.64	1062	506.08	11.87
7	INDUS	0	0	0	0	0	0	0	0	86	719.94	86	719.94	1	1.47	0.2
8	NESFB	0	0	0	0	0	0	0	0	58	250.54	58	250.54	2	2.51	1
9	YES	0	0	0	0	0	0	1	3.94	90	1220.87	91	1224.81	0	0	0
Priv	Total	0	0	7	183.65	464	10717.48	8674	31415.11	62578	96679.58	71723	138995.8	2429	3014.68	2.17
1	MRB	0	0	0	0	42	720.07	289	326.61	214	947.06	545	1993.74	60	101.73	5.1
RRB	Total	0	0	0	0	42	720.07	289	326.61	214	947.06	545	1993.74	60	101.73	5.1
1	MSCB	0	0	0	0	0	0	750	1544.86	1111	703.32	1861	2248.18	1043	786.69	34.99
Grand	Total	45	63.58	241	5101.87	5781	106511.1	39760	113054.2	149329	516244.3	195156	740975.1	8335	9957.41	1.34

**Districtwise Progress under Non Priority Sector(NPS) OUTSTANDING & NPA Report of Manipur as on date 30-09-2022
(Amount in Rs. Lakhs)**

Sl No.	District Name	Agri NPS No.	Agri NPS Amt.	Education NPS No.	Education NPS Amt.	Housing NPS No.	Housing NPS Amt.	Personal Loan No.	Personal Loan Amt.	Other NPS No.	Other NPS Amt.	Tot NPS O/S No.	Tot NPS O/S Amt.	Tot Non Prio Sec NPA No.	Tot Non Prio Sec NPA	NPS NPA Amt.%
1	BISHNUPUR	6	11.21	1	32.83	475	9880.49	4455	11847.22	15541	41668.5	20478	63440.3	827	1280.06	2.02
2	CHANDEL	3	1.91	0	0	59	1061.8	446	695.05	2881	13969	3389	15727.8	151	294.95	1.88
3	CHURACHANDPUR	4	3.52	23	336.35	874	16305.4	2755	8355.4	10778	44330.3	14434	69330.9	357	595.62	0.86
4	IMPHALEAST	4	4.35	7	159.88	394	7280.84	3303	10182.65	19752	54884.7	23460	72512.4	712	670.3	0.92
5	IMPHALWEST	15	31.23	201	4375.35	2828	52210.7	20899	58689.52	67389	246560	91332	361867	4113	4509.95	1.25
6	JIRIBAM	1	4.98	0	0	1	3.29	267	1223.49	1059	1285.97	1328	2517.73	117	69.49	2.76
7	KAKCHING	0	0	0	0	170	3264.29	1005	2836.26	3055	10832.6	4230	16933.2	431	360.61	2.13
8	KAMJONG	0	0	0	0	0	0	18	20.02	333	1640.93	351	1660.95	52	60.21	3.63
9	KANGPOKPI	5	2.16	9	192.72	231	3826.11	679	1208.42	3381	17358.5	4305	22587.9	141	204.63	0.91
10	NONEY	0	0	0	0	0	0	73	89.05	451	2879.19	524	2968.24	28	56.73	1.91
11	PHERZAWL	0	0	0	0	0	0	14	13.61	185	985.72	199	999.33	7	7.69	0.77
12	SENAPATI	5	2.14	0	1.3	384	5832.8	894	2399.11	6647	25285	7930	33520.4	434	717.61	2.14
13	TAMENGLONG	0	0	0	0	8	150.84	980	3605.39	319	727.81	1307	4484.04	47	37.57	0.84
14	TENGNUPAL	2	2.08	0	0	47	1105.62	592	1540.15	2319	11667.6	2960	14315.5	93	135.83	0.95
15	THOUBAL	0	0	0	3.44	304	5494.7	2342	6700.17	13450	32988	16096	45186.4	669	738.59	1.63
16	UKHRUL	0	0	0	0	6	94.32	1038	3648.71	1789	9180.45	2833	12923.5	156	217.57	1.68
Grand Total		45	63.58	241	5101.87	5781	106511	39760	113054.2	149329	516244	195156	740975	8335	9957.41	1.34

**Bank-wise ACP (PS) Target for Manipur during the FY 2022-2023 upto 30-09-2022
(Amount in Rs. Lakhs)**

Sl No.	Bank Name	Agri (PS) Target No.	Agri (PS) Target Amount	MSME (PS) Target No.	MSME (PS) Target Amount	Other PS Target No.	Other PS Target Amount	Total (PS) Target No.	Total (PS) Target Amount
1	BOB	1932	2794	799	4416	279	1493	3010	8703
2	BOI	671	1208	353	1434.2	63	429	1087	3071.2
3	BOM	250	502	47	893	15	60	312	1455
4	CAN	845	1623.8	667	2743.5	77	437.5	1589	4804.8
5	CBI	869	1143.5	650	3007.15	90	567.5	1609	4718.15
6	IND	574	841	427	2635	101	648.5	1102	4124.5
7	IOB	685	956	322	1178	66	425.5	1073	2559.5
8	PNB	2794	5142.99	1773	6308.02	481	3466	5048	14917.01
9	PSB	440	877	492	1428	101	581	1033	2886
10	SBI	7645	10984.75	5189	17546.13	1429	10576.75	14263	39107.63
11	UCO	1612	2591.5	856	2823.3	185	1057	2653	6471.8
12	UNI	425	761	53	765.22	21	107	499	1633.22
Pub	Total	18742	29425.54	11628	45177.52	2908	19848.75	33278	94451.81
1	AXIS	2585	4344	928	2797.3	295	2282	3808	9423.3
2	BAND	401	731	157	933	25	125	583	1789
3	HDFC	1689	2451	940	2800.3	288	1458	2917	6709.3
4	ICICI	2004	3145	552	2354	132	668	2688	6167
5	IDBI	319	633	184	1180	91	415	594	2228
6	INDUS	239	475	83	765	17	82	339	1322
7	NESFB	235	562	177	1103	16	45	428	1710
8	YES	230	462	53	745	17	110	300	1317
Priv	Total	7702	12803	3074	12677.6	881	5185	11657	30665.6
1	MRB	2865	4228.5	1818	3481	180	1028	4863	8737.5
RRB	Total	2865	4228.5	1818	3481	180	1028	4863	8737.5
1	MSCB	1666	2815	665	1959.25	138	765	2469	5539.25
Grand	Total	30975	49272.04	17185	63295.37	4107	26826.75	52267	139394.16

Bank-wise ACP (PS) Performance vis-a-vis Target for Manipur during the FY 2022-2023 upto 30-09-2022
(Amount in Rs. Lakhs)

Sl No.	Bank Name	Agri (PS) Target No.	Agri (PS) Target Amount	Agri (PS) Achieved No.	Agri (PS) Achieved Amount	Agri(PS) Achv% Amount	Crop Loan Target No.	Crop Loan Target Amount	Crop Loan Achieved No.	Crop Loan Achieved Amount	Crop Loan Achv% Amount	MSME (PS) Target No.	MSME (PS) Target Amount	MSME (PS) Achieved No.	MSME (PS) Achieved Amount	MSME (PS) Achv% Amount	Other PS Target No.	Other PS Target Amount	Other PS Achieved No.	Other PS Achieved Amount	Other PS Achv% Amount	Total (PS) Target No.	Total (PS) Target Amount	Total (PS) Achieved No.	Total (PS) Achieved Amount	Total (PS) Achv% Amount
1	BOB	1932	2794	400	807.67	28.91	1295	1921.8	258	287.71	14.97	799	4416	679	4421.2	100.12	279	1493	50	128.15	8.58	3010	8703	1129	5357	61.55
2	BOI	671	1208	1536	3166.8	262.15	465	723	11	4.75	0.66	353	1434.2	185	466.45	32.52	63	429	0	0	0	1087	3071.2	1721	3633.2	118.3
3	BOM	250	502	3	4.6	0.92	220	440	0	0	0	47	893	17	82.63	9.25	15	60	6	31.25	52.08	312	1455	26	118.48	8.14
4	CAN	845	1623.8	414	654.71	40.32	608	1101	413	654.43	59.44	667	2743.5	525	1777.9	64.8	77	437.5	31	55.09	12.59	1589	4804.8	970	2487.7	51.77
5	CBI	869	1143.5	85	242.81	21.23	550	753.5	12	41.93	5.56	650	3007.2	176	1310.2	43.57	90	567.5	3	30.29	5.34	1609	4718.2	264	1583.3	33.56
6	IND	574	841	54	95.3	11.33	455	640	12	5.51	0.86	427	2635	538	2704	102.62	101	648.5	24	132.25	20.39	1102	4124.5	616	2931.5	71.08
7	IOB	685	956	50	80.69	8.44	552	763	0	0	0	322	1178	172	977.45	82.98	66	425.5	23	220.45	51.81	1073	2559.5	245	1278.6	49.95
8	PNB	2794	5143	354	729.76	14.19	2053	3517	169	109.31	3.11	1773	6308	355	1661.8	26.34	481	3466	50	436.45	12.59	5048	14917	759	2828	18.96
9	PSB	440	877	23	45.33	5.17	340	653	20	42.98	6.58	492	1428	80	219.89	15.4	101	581	5	85.91	14.79	1033	2886	108	351.13	12.17
10	SBI	7645	10985	1093	2253.7	20.52	5143	6500	1040	1401.4	21.56	5189	17546	627	5647.2	32.19	1429	10577	132	603.04	5.7	14263	39108	1852	8504	21.75
11	UCO	1612	2591.5	1010	2279	87.94	950	1450	527	1040.2	71.74	856	2823.3	1852	2429.4	86.05	185	1057	85	1049.3	99.28	2653	6471.8	2947	5757.7	88.97
12	UNI	425	761	11	44.04	5.79	360	655	2	3.28	0.5	53	765.22	34	132.67	17.34	21	107	0	0	0	499	1633.2	45	176.71	10.82
Pub	Total	18742	29426	5033	10404	35.36	12991	19117	2464	3591.5	18.79	11628	45178	5240	21831	48.32	2908	19849	409	2772.2	13.97	33278	94452	10682	35007	37.06
1	AXIS	2585	4344	2210	3900.8	89.8	1930	2660	31	202.85	7.63	928	2797.3	190	2537.3	90.71	295	2282	1294	1889.5	82.8	3808	9423.3	3694	8327.7	88.37
2	BAND	401	731	71	46.68	6.39	320	571	0	0	0	157	933	0	0	0	25	125	0	0	0	583	1789	71	46.68	2.61
3	HDFC	1689	2451	1006	1489.4	60.77	1343	1681	132	381.23	22.68	940	2800.3	6176	5607	200.23	288	1458	650	738.35	50.64	2917	6709.3	7832	7834.8	116.77
4	ICICI	2004	3145	5562	10720	340.87	998	1335	5250	10432	781.41	552	2354	78	6221.2	264.28	132	668	6	118.42	17.73	2688	6167	5646	17060	276.64
5	IDBI	319	633	37	156.64	24.75	285	554	8	32.35	5.84	184	1180	134	450.45	38.17	91	415	11	52.72	12.7	594	2228	182	659.81	29.61
6	INDUS	239	475	1	6	1.26	225	445	0	0	0	83	765	13	126.71	16.56	17	82	0	0	0	339	1322	14	132.71	10.04
7	NESFB	235	562	19	19	3.38	227	545	0	0	0	177	1103	805	967.29	87.7	16	45	0	0	0	428	1710	824	986.29	57.68
8	YES	230	462	0	0	0	220	440	0	0	0	53	745	4	183	24.56	17	110	0	0	0	300	1317	4	183	13.9
Priv	Total	7702	12803	8906	16339	127.62	5548	8231	5421	11048	134.23	3074	12678	7400	16093	126.94	881	5185	1961	2799	53.98	11657	30666	18267	35231	114.89
1	MRB	2865	4228.5	2194	2333.4	55.18	2123	2560.3	1025	487.22	19.03	1818	3481	2635	3531	101.43	180	1028	30	747	72.67	4863	8737.5	4859	6611.3	75.67
RRB	Total	2865	4228.5	2194	2333.4	55.18	2123	2560.3	1025	487.22	19.03	1818	3481	2635	3531	101.43	180	1028	30	747	72.67	4863	8737.5	4859	6611.3	75.67
1	MSCB	1666	2815	1077	4162	147.85	1218	1804	525	220.4	12.22	665	1959.3	686	998.32	50.95	138	765	223	290.77	38.01	2469	5539.3	1986	5451.1	98.41
Grand	Total	30975	49272	17210	33239	67.46	21880	31713	9435	15347	48.4	17185	63295	15961	42453	67.07	4107	26827	2623	6609	24.64	52267	139394	35794	82301	59.04

Bankwise ACP Targets Report of Manipur in the FY-2022-2023
(Rs. In Lakhs)

Sl No.	Bank Name	Education (PS)		Housing (PS)		Social Infrastructure		Renewable Energy		Informal Credit		Other PS Total	
		No.	Amt.	No.	Amt.	No.	Amt.	No.	Amt.	No.	Amt.	No.	Amt.
1	BOB	44	352	176	1038	19	29	14	24	25	49	279	1493
2	BOI	14	55	32	343	6	11	5	8	6	12	63	429
3	BOM	2	8	5	40	2	2	2	2	4	8	15	60
4	CAN	13	48	37	346	10	13.5	8	13	9	17	77	437.5
5	CBI	19	80	43	439	11	19.5	10	16	7	13	90	567.5
6	IND	14	65	54	531	6	5.5	5	6	22	41	101	648.5
7	IOB	10	49	32	331	5	9.5	4	8	15	28	66	425.5
8	PNB	87	485	240	2577	43	70	35	64	76	270	481	3466
9	PSB	18	93	60	447	7	14	9	14	7	13	101	581
10	SBI	268	1461	798	8353	103	179.75	76	151	184	432	1429	10576.75
11	UCO	32	127	95	855	19	26	13	16	11	23	185	1057
12	UNI	5	16	8	81	4	4	2	2	2	4	21	107
Public	Total	526	2839	1580	15381	235	383.75	183	324	368	910	2908	19848.75
1	AXIS	46	265	168	1762	25	135	15	30	41	90	295	2282
2	BAND	3	15	7	81	5	9	6	11	4	9	25	125
3	HDFC	31	142	216	1137	12	121	12	23	17	35	288	1458
4	ICICI	26	104	83	509	8	22	8	17	7	16	132	668
5	IDBI	30	50	53	350	2	4	2	3	4	8	91	415
6	INDUS	4	18	7	56	2	2	2	2	2	4	17	82
7	NESFB	4	15	4	20	3	3	3	3	2	4	16	45
8	YES	2	18	9	84	2	2	2	2	2	4	17	110
Private	Total	146	627	547	3999	59	298	50	91	79	170	881	5185
1	MRB	48	168	71	750	20	36	22	32	19	42	180	1028
RRB	Total	48	168	71	750	20	36	22	32	19	42	180	1028
1	MSCB	28	124	59	547	14	22	14	23	23	49	138	765
Grand	Total	748	3758	2257	20677	328	739.75	269	470	489	1171	4107	26826.75

Districtwise ACP (PS) Performance vis-a-vis Target Report for Manipur during the FY 2022-2023 upto 30-09-2022
(Amount in Rs.Lakhs)

Sl No.	District Name	Agri (PS) Target		Agri (PS) Achieved		Agri(P S) Achv%	Crop Loan Target		Crop Loan Achieved		Crop Loan Achv%	MSME (PS) Target		MSME (PS) Achiev	MSME (PS) Achiev	MSME (PS) Achv%	Other PS Target		Other PS Achieved		Other PS Achv%	Total (PS) Target		Total (PS) Achieved		Total(P S) Achv%		
		No	Amt.	No	Amt.	Amou nt	No	Amt.	No	Amt.	Amou nt	No	Amt.	No	Amt.	Amou nt	No	Amt.	No	Amt.	Amou nt	No	Amt.	No	Amt.	No	Amt.	Amou nt
		1	BISHNUPUR	1856	3207	5850	10770	335.8	915	940	4438	8131	865	1149	1814	809	6131	338	132	823	187	602.2	73.17	3137	5844	6846	17503	299.5
2	CHANDEL	360	255	91	103	40.39	80	40	74	74.5	186.3	68	170	113	56.58	33.28	39	120	4	16.88	14.07	467	545	208	176.5	32.38		
3	CHURACHANDPUR	2592	3167	1843	3208	101.3	1401	1203	1490	2524	209.8	1597	4929	579	2789	56.59	319	1355	45	203.2	15	4508	9451	2467	6200	65.6		
4	IMPHALEAST	2172	4223	1924	2520	59.67	1193	1317	855	915.9	69.54	3189	11157	4821	5270	47.24	367	2706	867	1468	54.25	5728	18086	7612	9258	51.19		
5	IMPHALWEST	12114	24663	2932	9761	39.58	10698	21522	1116	1932	8.98	5644	34787	4752	20537	59.04	2159	14601	1210	2713	18.58	19917	74051	8894	33012	44.58		
6	JIRIBAM	195	112	25	45.54	40.66	102	59	3	6.1	10.34	40	45	16	29	64.44	28	87	39	28.5	32.76	263	244	80	103	42.23		
7	KAKCHING	1896	3050	432	766.1	25.12	1255	1100	216	250.8	22.8	470	2472	726	1646	66.6	218	2524	73	685.4	27.16	2584	8046	1231	3098	38.5		
8	KAMJONG	224	47	1	15.43	32.83	38	12.5	0	14.76	118.1	68	26.5	4	15.51	58.53	5	7	0	0	0	297	80.5	5	30.94	38.43		
9	KANGPOKPI	2623	1325	125	137.7	10.39	1650	740	91	52.03	7.03	430	921	219	604.7	65.66	191	839.8	19	36.8	4.38	3244	3086	363	779.2	25.25		
10	NONEY	129	202	79	96.91	47.98	57	57	25	13.79	24.19	170	174	55	101.3	58.19	18	27	1	26.4	97.78	317	403	135	224.6	55.72		
11	PHERZAWL	20	10	13	13	130	20	10	13	13	130	15	42	0	0	0	3	12	0	0	0	38	64	13	13	20.31		
12	SENAPATI	1447	1630	307	280.8	17.23	850	810	225	157.8	19.48	358	1237	476	1187	95.96	137	858	27	197.7	23.04	1942	3725	810	1665	44.71		
13	TAMENGLONG	286	367.5	44	47.6	12.95	136	171	14	12.9	7.54	183	191	91	315.7	165.3	36	137	6	4.13	3.01	505	695.5	141	367.4	52.82		
14	TENGNUPAL	518	794	272	546.1	68.77	245	250	79	94.49	37.8	656	757	390	573.5	75.75	52	232	9	125.6	54.14	1226	1783	671	1245	69.83		
15	THOUBAL	4175	6005	3203	4833	80.49	3148	3422	753	1091	31.88	3005	3645	2597	2809	77.07	363	2432	116	360.4	14.82	7543	12082	5916	8003	66.24		
16	UKHRUL	368	214.6	69	94.15	43.88	92	59	43	63.48	107.6	143	928.3	313	387.2	41.72	40	66	20	140.6	213	551	1209	402	622	51.45		
Grand Total		30975	49272	17210	33239	67.46	21880	31713	9435	15347	48.4	17185	63295	15961	42453	67.07	4107	26827	2623	6609	24.64	52267	1E+05	35794	82301	59.04		

**Bankwise Progress under ACP DISBURSEMENT AGRI (PS) Report of Manipur during the FY-2022-2023 upto date
30-09-2022**

(Amount in Rs. Lakhs)

Sl No.	Bank Name	Crop Loan		Forestry and wasteland Dev.		Water Resource		Farm mechanization		Plantation & horticulture		Animal Husbandry		Fishery		Farm Credit Others		Agri. Infrastructure		Ancillary Activities		Tot Agri (PS) Disb	
		No.	Amt.	No.	Amt.	No.	Amt.	No.	Amt.	No.	Amt.	No.	Amt.	No.	Amt.	No.	Amt.	No.	Amt.	No.	Amt.	No.	Amt.
1	BOB	258	287.7	0	0	0	0	0	0	0	0	97	215.9	0	0	3	18.45	3	80.5	39	205.1	400	807.7
2	BOI	11	4.75	0	0	0	0	0	0	1	3	1522	3141	2	18	0	0	0	0	0	0	1536	3167
3	BOM	0	0	0	0	0	0	0	0	0	0	0	0	2	1.6	0	0	1	3	0	0	3	4.6
4	CAN	413	654.4	0	0	0	0	0	0	0	0	1	0.28	0	0	0	0	0	0	0	0	414	654.7
5	CBI	12	41.93	0	0	0	0	27	18.44	19	90.89	14	34.43	1	30.27	0	0	0	0	12	26.85	85	242.8
6	IND	12	5.51	0	0	0	0	0	0	0	0	20	42.27	3	1.68	0	0	0	0	19	45.84	54	95.3
7	IOB	0	0	0	0	0	0	0	0	22	28.81	28	51.88	0	0	0	0	0	0	0	0	50	80.69
8	PNB	169	109.3	0	0	0	0	0	0	0	0	0	0	0	0	182	605.8	0	0	3	14.66	354	729.8
9	PSB	20	42.98	0	0	0	0	0	0	0	0	2	1.12	1	1.23	0	0	0	0	0	0	23	45.33
10	SBI	1040	1401	0	0	0	0	0	0	0	0	0	0	0	0	27	46.44	0	0	26	805.9	1093	2254
11	UCO	527	1040	0	0	0	0	0	0	0	0	139	498.3	75	177.6	269	562.9	0	0	0	0	1010	2279
12	UNI	2	3.28	0	0	0	0	0	0	0	0	0	0	0	0	2	14.85	0	0	7	25.91	11	44.04
Pub	Total	2464	3592	0	0	0	0	27	18.44	42	122.7	1823	3985	84	230.4	483	1248	4	83.5	106	1124	5033	10404
1	APBL	0	0	0	0	0	0	0	0	0	0	0	0	0	0	0	0	0	0	0	0	0	0
2	AXIS	31	202.9	0	0	0	0	0	0	0	0	0	0	0	0	2179	3698	0	0	0	0	2210	3901
3	BAND	0	0	0	0	0	0	0	0	0	0	0	0	0	0	7	10.13	0	0	64	36.55	71	46.68
4	HDFC	132	381.2	503	744.1	0	0	218	65.75	0	0	0	0	0	0	153	298.3	0	0	0	0	1006	1489
5	ICICI	5250	10432	0	0	0	0	312	288.7	0	0	0	0	0	0	0	0	0	0	0	0	5562	10720
6	IDBI	8	32.35	0	0	0	0	0	0	0	0	0	0	0	0	21	86.69	0	0	8	37.6	37	156.6
7	INDUS	0	0	0	0	0	0	0	0	0	0	0	0	0	0	0	0	0	0	1	6	1	6
8	NESFB	0	0	0	0	0	0	0	0	0	0	0	0	0	0	0	0	0	0	19	19	19	19
9	YES	0	0	0	0	0	0	0	0	0	0	0	0	0	0	0	0	0	0	0	0	0	0
Priv	Total	5421	11048	503	744.1	0	0	530	354.4	0	0	0	0	0	0	2360	4093	0	0	92	99.15	8906	16339
1	MRB	1025	487.2	0	0	0	0	0	0	0	0	726	1307	39	86.9	0	0	2	4	402	447.9	2194	2333
RRB	Total	1025	487.2	0	0	0	0	0	0	0	0	726	1307	39	86.9	0	0	2	4	402	447.9	2194	2333
1	MSCB	525	220.4	0	0	0	0	0	0	0	0	434	543.4	117	398.2	0	0	0	0	1	3000	1077	4162
Grand	Total	9435	15347	503	744.1	0	0	557	372.9	42	122.7	2983	5836	240	715.4	2843	5342	6	87.5	601	4671	17210	33239

**Districtwise Progress under ACP DISBURSEMENT(AGRI PS) Report of Manipur during the FY2022-2023 upto date
30-09-2022**

(Amount in Rs.Lakhs)

Sl No.	District Name	Crop Loan		Forestry and wasteland Dev.		Water Resource		Farm mechanization		Plantation & horticulture		Animal Husbandry		Fishery		Farm Credit Others		Agri. Infrastructur		Ancillary Activities		Tot Agri (PS) Disb	
		No	Amt	No	Amt	No	Amt	No	Amt	No	Amt	No	Amt	No	Amt	No	Amt	No	Amt	No	Amt	No	Amt
1	BISHNUPUR	4438	8131	60	109.88	0	0	76	142.18	0	0	270	587.55	112	301.61	791	1441.2	0	0	103	56.82	5850	10770
2	CHANDEL	74	74.5	0	0	0	0	0	0	0	0	0	0	0	0	17	28.49	0	0	0	0	91	102.99
3	CHURACHANDPUR	1490	2524.2	2	2.58	0	0	12	8.79	18	82.21	159	187.96	2	3	154	308.06	2	80	4	11.01	1843	3207.8
4	IMPHALEAST	855	915.9	144	236.75	0	0	154	46.89	0	0	417	703.49	41	89.05	122	230.94	0	0	191	296.86	1924	2519.9
5	IMPHALWEST	1116	1931.7	142	234.75	0	0	24	7.78	23	31.81	920	1976.5	29	155.17	445	1279.1	3	5.5	230	4139.2	2932	9761.5
6	JIRIBAM	3	6.1	0	0	0	0	0	0	0	0	0	0	0	9	31.44	0	0	13	8	25	45.54	
7	KAKCHING	216	250.8	0	0	0	0	0	0	0	0	139	187.52	27	91.5	33	163.77	1	2	16	70.52	432	766.11
8	KAMJONG	0	14.76	0	0	0	0	0	0	0	0	0	0	0	0	0	0	0	0	1	0.67	1	15.43
9	KANGPOKPI	91	52.03	0	0	0	0	0	0	0	0	27	48.45	0	0	0	7.45	0	0	7	29.73	125	137.66
10	NONEY	25	13.79	0	0	0	0	0	0	0	0	53	79.62	0	0	0	0	0	0	1	3.5	79	96.91
11	PHERZAWL	13	13	0	0	0	0	0	0	0	0	0	0	0	0	0	0	0	0	0	0	13	13
12	SENAPATI	225	157.82	4	1.94	0	0	35	15.36	1	8.68	8	17.59	0	0	30	60.58	0	0	4	18.85	307	280.82
13	TAMENGLONG	14	12.9	0	0	0	0	0	0	0	0	0	0	0	0	30	34.7	0	0	0	0	44	47.6
14	TENGNUPAL	79	94.49	0	0	0	0	0	0	0	0	113	294.46	0	0	79	154.12	0	0	1	3	272	546.07
15	THOUBAL	753	1090.9	151	158.22	0	0	256	151.87	0	0	853	1726.2	29	75.1	1132	1601.2	0	0	29	29.75	3203	4833.2
16	UKHRUL	43	63.48	0	0	0	0	0	0	0	0	24	26.7	0	0	1	0.59	0	0	1	3.38	69	94.15
Grand Total		9435	15347	503	744.12	0	0	557	372.87	42	122.7	2983	5836	240	715.43	2843	5341.6	6	87.5	601	4671.3	17210	33239

**Bankwise Progress under ACP DISBURSEMENT(MSME) Report of Manipur during the FY-2022-2023 upto date
30-09-2022**

(Amount in Rs. Lakhs)

Sl No.	Bank Name	Micro TL		Micro WC		Small TL		Small WC		Medium TL		Medium WC		KVIC TL		KVIC WC		Others under		Tot MSME	
		No.	Amt.	No.	Amt.	No.	Amt.	No.	Amt.	No.	Amt.	No.	Amt.	No.	Amt.	No.	Amt.	No.	Amt.	No.	Amt.
1	BOB	594	3588.7	52	350.22	0	0	5	315.25	0	0	0	0	28	167	0	0	0	0	679	4421.2
2	BOI	177	440.79	0	0	0	0	0	0	0	0	0	0	8	25.66	0	0	0	0	185	466.45
3	BOM	16	48.2	0	0	1	34.43	0	0	0	0	0	0	0	0	0	0	0	0	17	82.63
4	CAN	132	395.48	47	171	2	6	0	0	0	0	0	0	339	1200.7	0	0	5	4.69	525	1777.9
5	CBI	73	215.55	78	478.59	0	0	13	503.26	0	0	0	0	12	112.76	0	0	0	0	176	1310.2
6	IND	514	1642.4	0	0	24	1061.6	0	0	0	0	0	0	0	0	0	0	0	0	538	2704
7	IOB	108	339.54	0	0	1	34.77	0	0	1	510	0	0	0	0	0	0	62	93.14	172	977.45
8	PNB	282	1145.1	53	276.29	16	119.4	3	120	1	1	0	0	0	0	0	0	0	0	355	1661.8
9	PSB	47	139.22	33	80.67	0	0	0	0	0	0	0	0	0	0	0	0	0	0	80	219.89
10	SBI	442	3403.1	146	1134.4	9	725.81	3	181.45	0	0	0	0	0	0	0	0	27	202.54	627	5647.2
11	UCO	1261	1159.3	49	114.73	496	1063.9	20	24.99	0	0	0	0	26	66.45	0	0	0	0	1852	2429.4
12	UNI	18	30.98	16	101.69	0	0	0	0	0	0	0	0	0	0	0	0	0	0	34	132.67
Pub	Total	3664	12548	474	2707.6	549	3045.9	44	1145	2	511	0	0	413	1572.6	0	0	94	300.37	5240	21831
1	APBL	0	0	0	0	0	0	0	0	0	0	0	0	0	0	0	0	0	0	0	0
2	AXIS	171	1869.8	0	0	14	470.45	0	0	5	197.09	0	0	0	0	0	0	0	0	190	2537.3
3	BAND	0	0	0	0	0	0	0	0	0	0	0	0	0	0	0	0	0	0	0	0
4	HDFC	6155	4574.4	2	119.17	16	844.56	2	60	1	8.84	0	0	0	0	0	0	0	0	6176	5607
5	ICICI	0	0	54	3428.4	0	0	20	2527.8	0	0	4	265	0	0	0	0	0	0	78	6221.2
6	IDBI	30	201	102	214.45	0	0	0	0	0	0	0	0	2	35	0	0	0	0	134	450.45
7	INDUS	13	126.71	0	0	0	0	0	0	0	0	0	0	0	0	0	0	0	0	13	126.71
8	NESFB	204	278.27	0	0	0	0	0	0	0	0	0	0	0	0	0	0	601	689.02	805	967.29
9	YES	2	23	0	0	0	0	2	160	0	0	0	0	0	0	0	0	0	0	4	183
Priv	Total	6575	7073.2	158	3762.1	30	1315	24	2747.8	6	205.93	4	265	2	35	0	0	601	689.02	7400	16093
1	MRB	2552	3347.5	83	183.5	0	0	0	0	0	0	0	0	0	0	0	0	0	0	2635	3531
RRB	Total	2552	3347.5	83	183.5	0	0	0	0	0	0	0	0	0	0	0	0	0	0	2635	3531
1	MSCB	686	998.32	0	0	0	0	0	0	0	0	0	0	0	0	0	0	0	0	686	998.32
Grand	Total	13477	23967	715	6653.1	579	4360.9	68	3892.7	8	716.93	4	265	415	1607.6	0	0	695	989.39	15961	42453

**District wise ACP DISBURSEMENT(MSME) report of Manipur during the FY2022-2023 upto date 30-09-2022
(Amount in Rs.Lakhs)**

Sl No.	District Name	Micro TL		Micro WC		Small TL		Small WC		Medium TL		Medium WC		KVIC TL		KVIC WC		Others under MSMEs		Tot MSME (PS) Disb	
		No.	Amt	No.	Amt	No.	Amt	No.	Amt	No.	Amt	No.	Amt	No.	Amt	No.	Amt	No.	Amt	No.	Amt
1	BISHNUPUR	621	1012	92	2529	52	88.57	35	2215	0	0	4	265	2	19.15	0	0	3	1.9	809	6131
2	CHANDEL	70	35.34	4	1.95	39	19.29	0	0	0	0	0	0	0	0	0	0	0	0	113	56.58
3	CHURACHANDPUR	352	1291	96	795.5	73	243.5	4	297.9	0	0	0	0	50	138.2	0	0	4	23.5	579	2789
4	IMPHALEAST	4511	4226	81	366.8	116	146.4	0	0	2	9.84	0	0	108	515.4	0	0	3	6.35	4821	5270
5	IMPHALWEST	3620	11742	248	2272	104	3235	24	1212	6	707.1	0	0	106	484.4	0	0	644	884.7	4752	20537
6	JIRIBAM	16	29	0	0	0	0	0	0	0	0	0	0	0	0	0	0	0	0	16	29
7	KAKCHING	612	1447	10	61.79	92	121.1	0	0	0	0	0	0	10	14.83	0	0	2	1.52	726	1646
8	KAMJONG	3	11.63	1	3.88	0	0	0	0	0	0	0	0	0	0	0	0	0	0	4	15.51
9	KANGPOKPI	177	541.9	26	39.15	1	2.5	0	0	0	0	0	0	0	0	0	0	15	21.2	219	604.7
10	NONEY	51	91.77	4	9.48	0	0	0	0	0	0	0	0	0	0	0	0	0	0	55	101.3
11	PHERZAWL	0	0	0	0	0	0	0	0	0	0	0	0	0	0	0	0	0	0	0	0
12	SENAPATI	401	712.4	28	71.33	45	392.1	0	0	0	0	0	0	0	0	0	0	2	10.8	476	1187
13	TAMENGLONG	33	128.6	5	11	0	0	0	0	0	0	0	0	53	176	0	0	0	0	91	315.7
14	TENGNUPAL	330	400.7	31	72.66	21	74.87	0	0	0	0	0	0	5	16.06	0	0	3	9.21	390	573.5
15	THOUBAL	2412	1956	83	411	2	20.74	5	168	0	0	0	0	77	228.2	0	0	18	25.18	2597	2809
16	UKHRUL	268	342.5	6	7.09	34	17.23	0	0	0	0	0	0	4	15.43	0	0	1	5	313	387.2
Grand Total		13477	23967	715	6653	579	4361	68	3893	8	716.9	4	265	415	1608	0	0	695	989.4	15961	42453

**Bankwise Progress under ACP DISBURSEMENT(OTHER PS) Report of Manipur during the FY-2022-2023 upto date
30-09-2022**

(Amount in Rs. Lakhs)

Sl No.	Bank Name	Export Credit		Education (PS)		Housing (PS)		Social		Renewable Energy		Informal Credit		Total Other PS Disb		Loans to weaker	
		No.	Amt.	No.	Amt.	No.	Amt.	No.	Amt.	No.	Amt.	No.	Amt.	No.	Amt.	No.	Amt.
1	BOB	0	0	33	26.83	17	101.32	0	0	0	0	0	0	50	128.15	469	1242.12
2	BOI	0	0	0	0	0	0	0	0	0	0	0	0	0	0	0	0
3	BOM	0	0	0	0	3	26.25	3	5	0	0	0	0	6	31.25	5	26
4	CAN	0	0	26	26.09	5	29	0	0	0	0	0	0	31	55.09	464	821.5
5	CBI	0	0	1	0	2	30.29	0	0	0	0	0	0	3	30.29	416	207.34
6	IND	0	0	4	2	16	120	4	10.25	0	0	0	0	24	132.25	181	118.88
7	IOB	0	0	4	5.5	14	212.2	0	0	0	0	5	2.75	23	220.45	10	33.34
8	PNB	0	0	6	8.12	41	426.83	0	0	0	0	3	1.5	50	436.45	1523	8587.34
9	PSB	0	0	0	0	5	85.91	0	0	0	0	0	0	5	85.91	0	0
10	SBI	0	0	72	132.07	60	470.97	0	0	0	0	0	0	132	603.04	1310	2678
11	UCO	0	0	0	0	85	1049.34	0	0	0	0	0	0	85	1049.34	151	102.56
12	UNI	0	0	0	0	0	0	0	0	0	0	0	0	0	0	26	156.82
Pub	Total	0	0	146	200.61	248	2552.11	7	15.25	0	0	8	4.25	409	2772.22	4555	13973.9
1	APBL	0	0	0	0	0	0	0	0	0	0	0	0	0	0	0	0
2	AXIS	0	0	2	2.07	1023	1785.76	0	0	0	0	269	101.68	1294	1889.51	2711	4941.08
3	BAND	0	0	0	0	0	0	0	0	0	0	0	0	0	0	2888	1477.25
4	HDFC	0	0	1	3.75	649	734.6	0	0	0	0	0	0	650	738.35	7067	2934.27
5	ICICI	0	0	3	39.74	3	78.68	0	0	0	0	0	0	6	118.42	2296	4045.7
6	IDBI	0	0	8	28.22	1	4.5	2	20	0	0	0	0	11	52.72	74	265.73
7	INDUS	0	0	0	0	0	0	0	0	0	0	0	0	0	0	1	6
8	NESFB	0	0	0	0	0	0	0	0	0	0	0	0	0	0	0	0
9	YES	0	0	0	0	0	0	0	0	0	0	0	0	0	0	2	160
Priv	Total	0	0	14	73.78	1676	2603.54	2	20	0	0	269	101.68	1961	2799	15039	13830.03
1	MRB	0	0	7	18.4	23	728.6	0	0	0	0	0	0	30	747	3673	4436.64
RRB	Total	0	0	7	18.4	23	728.6	0	0	0	0	0	0	30	747	3673	4436.64
1	MSCB	0	0	0	0	5	47	0	0	0	0	218	243.77	223	290.77	83	87.57
Grand	Total	0	0	167	292.79	1952	5931.25	9	35.25	0	0	495	349.7	2623	6608.99	23350	32328.14

**District wise ACP DISBURSEMENT(OTHER PS) report of Manipur during the FY2022-2023 upto date 30-09-2022
(Amount in Rs.Lakhs)**

Sl No.	District Name	Export Credit		Education (PS)		Housing (PS)		Social Infrastructure		Renewable Energy		Informal Credit		Total Other PS Disb		Loans to weaker	
		No.	Amt.	No.	Amt.	No.	Amt.	No.	Amt.	No.	Amt.	No.	Amt.	No.	Amt.	No.	Amt.
1	BISHNUPUR	0	0	3	23.59	157	545.35	0	0	0	0	27	33.25	187	602.19	3488	4883.83
2	CHANDEL	0	0	0	0	4	16.88	0	0	0	0	0	0	4	16.88	52	47.81
3	CHURACHANDPUR	0	0	13	38.02	15	148.21	0	0	0	0	17	17	45	203.23	1667	4418.75
4	IMPHALEAST	0	0	14	16.83	694	1358.87	0	0	0	0	159	92.22	867	1467.92	5204	3709.23
5	IMPHALWEST	0	0	106	159.97	912	2415.21	7	31.65	0	0	185	106.5	1210	2713.33	5040	7412.65
6	JIRIBAM	0	0	0	0	0	0	0	0	0	0	39	28.5	39	28.5	305	236.86
7	KAKCHING	0	0	6	3.04	41	649.87	2	3.6	0	0	24	28.9	73	685.41	1020	1458.02
8	KAMJONG	0	0	0	0	0	0	0	0	0	0	0	0	0	0	19	20.33
9	KANGPOKPI	0	0	3	8.3	3	11.5	0	0	0	0	13	17	19	36.8	202	434.13
10	NONEY	0	0	0	0	1	26.4	0	0	0	0	0	0	1	26.4	123	276.04
11	PHERZAWL	0	0	0	0	0	0	0	0	0	0	0	0	0	0	13	13
12	SENAPATI	0	0	10	21.45	17	176.22	0	0	0	0	0	0	27	197.67	478	1032.89
13	TAMENGLONG	0	0	6	4.13	0	0	0	0	0	0	0	0	6	4.13	287	1798.58
14	TENGNUPAL	0	0	0	0	9	125.6	0	0	0	0	0	0	9	125.6	458	826.41
15	THOUBAL	0	0	6	17.46	86	318.67	0	0	0	0	24	24.23	116	360.36	4607	4186.94
16	UKHRUL	0	0	0	0	13	138.47	0	0	0	0	7	2.1	20	140.57	387	1572.67
Grand Total		0	0	167	292.79	1952	5931.25	9	35.25	0	0	495	349.7	2623	6608.99	23350	32328.14

Bankwise Non Priority Sector ACP Targets Report of Manipur in the FY-2022-2023
(Rs. In Lakhs)

Sl No.	Bank Name	Agriculture		MSME (NPS)		Exp Credit (NPS)		Education (NPS)		Housing (NPS)		Personal Loans		Others NPS		NPS Total	
		No.	Amt.	No.	Amt.	No.	Amt.	No.	Amt.	No.	Amt.	No.	Amt.	No.	Amt.	No.	Amt.
1	BOB	172	344	0	0	0	0	0	0	3	80	97	290	533	1132	805	1846
2	BOI	20	43	0	0	0	0	8	32	3	97	84	302	109	246	224	720
3	BOM	0	0	0	0	0	0	0	0	0	0	0	0	36	72	36	72
4	CAN	0	0	0	0	0	0	8	32	11	397	88	237	136	336	243	1002
5	CBI	0	0	0	0	0	0	5	22	8	257	87	292	153	373	253	944
6	IND	0	0	0	0	0	0	0	0	0	0	40	210	175	429	215	639
7	IOB	0	0	0	0	0	0	8	32	5	127	54	122	128	256	195	537
8	PNB	0	0	0	0	0	0	5	22	17	442	605	3189	1666	4062	2293	7715
9	PSB	0	0	0	0	0	0	5	22	2	67	72	232	204	505	283	826
10	SBI	0	0	0	0	0	0	30	206	66	2081	2145	11190	4919	10961	7160	24438
11	UCO	5	8	0	0	0	0	0	0	5	125	125	710	262	877	397	1720
12	UNI	0	0	0	0	0	0	0	0	0	0	15	100	36	72	51	172
Public	Total	197	395	0	0	0	0	69	368	120	3673	3412	16874	8357	19321	12155	40631
1	AXIS	0	0	0	0	0	0	5	20	4	127	206	882	913	2077	1128	3106
2	BAND	0	0	0	0	0	0	5	22	2	64	34	68	94	262	135	416
3	HDFC	0	0	0	0	0	0	8	32	35	657	247	877	382	964	672	2530
4	ICICI	0	0	0	0	0	0	5	22	49	397	199	597	254	691	507	1707
5	IDBI	0	0	0	0	0	0	0	0	15	200	20	50	132	264	167	514
6	INDUS	0	0	0	0	0	0	0	0	0	0	5	40	44	120	49	160
7	NESFB	0	0	0	0	0	0	0	0	0	0	5	17	10	30	15	47
8	YES	0	0	0	0	0	0	0	0	0	0	0	0	72	148	72	148
Private	Total	0	0	0	0	0	0	23	96	105	1445	716	2531	1901	4556	2745	8628
1	MRB	0	0	0	0	0	0	10	42	7	228	111	290	290	587	418	1147
RRB	Total	0	0	0	0	0	0	10	42	7	228	111	290	290	587	418	1147
1	MSCB	0	0	0	0	0	0	8	24	5	174	57	179	353	704	423	1081
Grand	Total	197	395	0	0	0	0	110	530	237	5520	4296	19874	10901	25168	15741	51487

**Bankwise Progress under ACP DISBURSEMENT(NON PRIORITY) Report of Manipur during the FY-2022-2023 upto
date 30-09-2022**

(Amount in Rs. Lakhs)

Sl No.	Bank Name	Agriculture (NPS)		MSME (NPS)		Exp Credit (NPS)		Education (NPS)		Housing (NPS)		Personal Loans		Others NPS		Total ACP (NPS)	
		No.	Amt.	No.	Amt.	No.	Amt.	No.	Amt.	No.	Amt.	No.	Amt.	No.	Amt.	No.	Amt.
1	BOB	0	0	0	0	0	0	10	72.07	85	1439.71	2707	6978.75	417	3567.77	3219	12058.3
2	BOI	0	0	0	0	0	0	1	6.45	8	151.27	58	401.73	75	511.26	142	1070.71
3	BOM	2	1.6	2	35.3	0	0	1	35.32	2	126.1	0	0	0	0	7	198.32
4	CAN	0	0	0	0	0	0	1	24.06	15	165	25	97.99	126	424.15	167	711.2
5	CBI	0	0	0	0	0	0	0	0	1	18.06	28	147.73	55	278.96	84	444.75
6	IND	1	0.04	0	0	0	0	0	0	27	416.7	122	1719.38	4	0.3	154	2136.42
7	IOB	0	0	0	0	0	0	0	0	4	126.26	27	81.23	29	140.05	60	347.54
8	PNB	0	0	0	0	0	0	1	18.85	88	1636.74	2151	15696.6	785	3330.63	3025	20682.8
9	PSB	0	0	0	0	0	0	0	0	0	0	0	0	291	789.25	291	789.25
10	SBI	21	29.92	0	0	0	0	0	0	1013	12465.2	3370	10130.1	13810	98736.1	18214	121361
11	UCO	0	0	0	0	0	0	0	0	0	0	293	1934.56	71	234.87	364	2169.43
12	UNI	0	0	0	0	0	0	0	0	8	167.19	59	325.16	12	116.93	79	609.28
Pub	Total	24	31.56	2	35.3	0	0	14	156.75	1251	16712.3	8840	37513.2	15675	108130	25806	162579
1	APBL	0	0	0	0	0	0	0	0	0	0	0	0	0	0	0	0
2	AXIS	0	0	0	0	0	0	0	0	0	0	592	2822.51	1380	7314.38	1972	10136.9
3	BAND	0	0	0	0	0	0	0	0	0	0	46	77.68	415	686.28	461	763.96
4	HDFC	0	0	0	0	0	0	0	0	0	0	877	5397.13	10207	19085.6	11084	24482.7
5	ICICI	0	0	0	0	0	0	0	0	110	2881.88	625	3192.24	7825	12956.6	8560	19030.7
6	IDBI	0	0	0	0	0	0	0	0	35	329.44	29	217.85	46	337.24	110	884.53
7	INDUS	0	0	0	0	0	0	0	0	0	0	0	0	6	226.3	6	226.3
8	NESFB	0	0	0	0	0	0	0	0	0	0	0	0	31	132.35	31	132.35
9	YES	0	0	0	0	0	0	0	0	0	0	1	4	88	2285	89	2289
Priv	Total	0	0	0	0	0	0	0	0	145	3211.32	2170	11711.4	19998	43023.7	22313	57946.4
1	MRB	0	0	0	0	0	0	0	0	6	168.2	80	154.85	81	518.44	167	841.49
RRB	Total	0	0	0	0	0	0	0	0	6	168.2	80	154.85	81	518.44	167	841.49
1	MSCB	0	0	0	0	0	0	0	0	0	0	107	332.14	130	156.72	237	488.86
Grand	Total	24	31.56	2	35.3	0	0	14	156.75	1402	20091.8	11197	49711.6	35884	151829	48523	221856

**District wise ACP DISBURSEMENT(NON PS) report of Manipur during the FY2022-2023 upto date
30-09-2022**

(Amount in Rs.Lakhs)

Sl No.	District Name	Agriculture (NPS)		MSME (NPS)		Exp Credit (NPS)		Education (NPS)		Housing (NPS)		Personal Loans under NPS		Others NPS		Total ACP (NPS)	
		No.	Amt.	No.	Amt.	No.	Amt.	No.	Amt.	No.	Amt.	No.	Amt.	No.	Amt.	No.	Amt.
1	BISHNUPUR	3	6.03	0	0	0	0	0	0	146	2697	915	4438.5	7624	15998	8688	23139
2	CHANDEL	2	1.18	0	0	0	0	0	0	8	79.23	137	359.13	536	3461.7	683	3901.2
3	CHURACHANDPUR	3	3.3	0	0	0	0	0	0	271	4033.9	752	3462.2	3602	15680	4628	23179
4	IMPHALEAST	3	4.13	0	0	0	0	0	0	97	1163.5	968	5343.9	4727	16704	5795	23216
5	IMPHALWEST	9	13.92	2	35.3	0	0	13	153.36	593	8187.6	6416	26362	12026	67143	19059	101895
6	JIRIBAM	0	0	0	0	0	0	0	0	0	0	66	539.79	171	564.76	237	1104.6
7	KAKCHING	0	0	0	0	0	0	0	0	40	400.23	261	1002	448	1974	749	3376.2
8	KAMJONG	0	0	0	0	0	0	0	0	0	0	5	13.6	75	579.01	80	592.61
9	KANGPOKPI	1	0.5	0	0	0	0	1	3.39	43	728.5	202	490.07	740	5589.9	987	6812.4
10	NONEY	0	0	0	0	0	0	0	0	0	0	23	48.44	96	890.62	119	939.06
11	PHERZAWL	0	0	0	0	0	0	0	0	0	0	2	3.5	19	112.04	21	115.54
12	SENAPATI	1	0.4	0	0	0	0	0	0	94	1406.5	247	1168.5	1196	6369.2	1538	8944.6
13	TAMENGLONG	0	0	0	0	0	0	0	0	1	22	195	1625.1	73	301.63	269	1948.8
14	TENGNOUNPAL	2	2.1	0	0	0	0	0	0	7	115.81	157	682.41	428	3062.3	594	3862.7
15	THOUBAL	0	0	0	0	0	0	0	0	100	1223.7	603	2530.1	3740	10894	4443	14648
16	UKHRUL	0	0	0	0	0	0	0	0	2	33.8	248	1642.4	383	2505.4	633	4181.6
Grand Total		24	31.56	2	35.3	0	0	14	156.75	1402	20092	11197	49712	35884	151829	48523	221856

**Bankwise Progress under Investment Credit Under Agriculture-Outstanding Report of Manipur as on date
30-09-2022**

(Amount in Rs. Lakhs)

Sl No.	Bank Name	KCCs for AH and Allied Activities		Farm Production		Dairy		Farm Mechanisati		Poultry		fisheries		Godown		Clinic		Other		Total IC-Agri O/S	
		No.	Amt.	No.	Amt.	No.	Amt.	No.	Amt.	No.	Amt.	No.	Amt.	No.	Amt.	No.	Amt.	No.	Amt.	No.	Amt.
1	BOB	33	52.72	0	0	81	202.33	0	0	122	243.98	50	206.79	0	0	0	0	307	0	593	705.82
2	BOI	12	5.22	0	0	0	0	0	0	1585	3000.59	2	18.32	0	0	0	0	61	94.88	1660	3119.01
3	BOM	2	1.7	0	0	0	0	0	0	0	0	2	1.5	0	0	0	0	0	0	4	3.2
4	CAN	1	0.28	0	0	24	87.76	7	27.33	94	86.55	39	298.33	0	0	0	0	503	902.84	668	1403.09
5	CBI	2	7.56	0	0	50	163.96	5	3.4	22	33.93	11	76.31	0	0	0	0	127	231.16	217	516.32
6	IND	0	0	0	0	0	0	0	0	0	0	1	0.79	0	0	0	0	30	150.48	31	151.27
7	IOB	0	0	0	0	5	22.53	0	0	25	32.77	5	6.15	0	0	0	0	44	97.03	79	158.48
8	PNB	108	134.81	0	0	187	127.59	92	77.52	103	112.1	106	312.96	0	0	0	0	729	936.47	1325	1701.45
9	PSB	81	189.53	18	80.19	13	27.51	0	0	39	43.97	1	1.05	0	0	0	0	0	0	152	342.25
10	SBI	556	367.58	0	0	13	33.32	17	78.08	16	65.34	110	197.45	0	0	0	0	0	0	712	741.77
11	UCO	268	523.84	0	0	0	0	0	0	58	87.27	35	126.23	0	0	0	0	0	0	361	737.34
12	UNI	0	0	0	0	0	0	0	0	2	0.45	0	0	0	0	0	0	16	76.72	18	77.17
Pub	Total	1063	1283.24	18	80.19	373	665	121	186.33	2066	3706.95	362	1245.88	0	0	0	0	1817	2489.58	5820	9657.17
1	AXIS	0	0	0	0	0	0	0	0	0	0	0	0	0	0	0	0	0	0	0	0
2	BAND	0	0	0	0	0	0	0	0	0	0	0	0	0	0	0	0	0	0	0	0
3	HDFC	0	0	0	0	0	0	443	233.15	0	0	0	0	0	0	0	0	813	1723.56	1256	1956.71
4	ICICI	558	996.05	0	0	37	72.37	0	0	2822	6198.05	668	1146.8	0	0	0	0	527	567.99	4612	8981.26
5	IDBI	0	0	0	0	0	0	0	0	0	0	0	0	0	0	0	0	167	183.27	167	183.27
6	INDUS	0	0	0	0	0	0	0	0	0	0	0	0	0	0	0	0	0	0	0	0
7	NESFB	0	0	0	0	0	0	0	0	0	0	0	0	0	0	0	0	0	0	0	0
8	YES	0	0	0	0	0	0	0	0	0	0	0	0	0	0	0	0	0	0	0	0
Priv	Total	558	996.05	0	0	37	72.37	443	233.15	2822	6198.05	668	1146.8	0	0	0	0	1507	2474.82	6035	11121.24
1	MRB	0	0	0	0	0	0	0	0	0	0	0	0	0	0	0	0	43	49.11	43	49.11
RRB	Total	0	0	0	0	0	0	0	0	0	0	0	0	0	0	0	0	43	49.11	43	49.11
1	MSCB	1545	875.75	0	0	277	254.37	0	0	100	229.05	655	1996.14	0	0	0	0	1367	1693.08	3944	5048.39
Grand	Total	3166	3155.04	18	80.19	687	991.74	564	419.48	4988	10134.05	1685	4388.82	0	0	0	0	4734	6706.59	15842	25875.91

District wise Investment Credit Under Agriculture-Outstanding report of Manipur as on date 30-09-2022

(Amount in Rs.Lakhs)

Sl No.	District Name	KCCs for AH and Allied Activities		Farm Productio		Dairy		Farm Mechanisati		Poultry		fisheries		Godown		Clinic		Other		Total IC-Agri O/S	
		No.	Amt.	No.	Amt.	No.	Amt.	No.	Amt.	No.	Amt.	No.	Amt.	No.	Amt.	No.	Amt.	No.	Amt.	No.	Amt.
1	BISHNUPUR	712	1007.34	0	0	42	92.88	20	24.92	2238	4845.26	823	1806.93	0	0	0	0	839	1071.72	4674	8849.05
2	CHANDEL	88	66.48	0	0	0	0	2	4.66	8	19.04	0	0	0	0	0	0	0	0	98	90.18
3	CHURACHANDPUR	444	528.68	0	0	171	87.65	16	7.05	427	1091.72	251	441.99	0	0	0	0	507	574.08	1816	2731.17
4	IMPHALEAST	319	364.09	9	51.68	147	308.45	290	123.49	387	476.43	51	307.1	0	0	0	0	666	1354.51	1869	2985.75
5	IMPHALWEST	780	564.52	9	28.51	227	334.43	99	154.11	817	1788.85	217	858	0	0	0	0	1271	1892.13	3420	5620.55
6	JIRIBAM	7	7.95	0	0	0	0	0	0	0	0	0	0	0	0	0	0	6	4.33	13	12.28
7	KAKCHING	148	178.41	0	0	3	2.57	3	6.38	24	38.22	92	266.71	0	0	0	0	35	69.57	305	561.86
8	KAMJONG	0	0	0	0	0	0	0	0	0	0	0	0	0	0	0	0	0	0	0	0
9	KANGPOKPI	27	19.1	0	0	15	38.82	0	0	29	42.24	4	1.73	0	0	0	0	128	99.64	203	201.53
10	NONEY	1	0.85	0	0	0	0	0	0	0	0	0	0	0	0	0	0	13	7.49	14	8.34
11	PHERZAWL	0	0	0	0	0	0	0	0	0	0	0	0	0	0	0	0	0	0	0	0
12	SENAPATI	94	38.91	0	0	3	9.39	23	9.82	5	2.61	0	0	0	0	0	0	35	55.86	160	116.59
13	TAMENGLONG	298	152.41	0	0	38	46.05	3	1.04	12	34.81	109	339.45	0	0	0	0	255	334.96	715	908.72
14	TENGNUPAL	56	44.93	0	0	0	0	1	1.95	1	0.99	1	6.99	0	0	0	0	27	8.39	86	63.25
15	THOUBAL	173	144.75	0	0	33	63.82	107	86.06	1025	1750.35	135	356.09	0	0	0	0	740	956.17	2213	3357.24
16	UKHRUL	19	36.62	0	0	8	7.68	0	0	15	43.53	2	3.83	0	0	0	0	212	277.74	256	369.4
Grand Total		3166	3155.04	18	80.19	687	991.74	564	419.48	4988	10134.05	1685	4388.82	0	0	0	0	4734	6706.59	15842	25875.91

**Bankwise Progress under KISAN CREDIT CARD Report of Manipur during the FY-2022-2023 & O/S as on date 30-09-2022
(Amount in Rs. Lakhs)**

Sl No.	Bank Name	No. of KCC issued during quarter (Including renewal)		Total O/S KCC No.		Number of rupay card Issued	KCC Card activated	No. of KCC for animal husbandary issued during quarter (Including renewal)		AH Total no. of KCC		AH Number of rupay card Issued	AH Card activated	No. of KCC for Fishries issued during quarter (including renewal)		Fishery Total no. of KCC		Fishery Number of rupay card Issued	Fishery Card activated
		No.	Amt.	No.	Amt.			No.	Amt.	No.	Amt.			No.	Amt.	No.	Amt.		
1	BOB	5	67.59	767	846.94	132	771	73	168.63	283	261.74	0	185	0	0	54	87.67	1	56
2	BOI	0	0	0	0	0	0	273	540.5	0	0	0	0	0	0	0	0	0	0
3	BOM	3	1.5	5	3.1	5	5	0	0	0	0	0	0	2	1.6	2	1.8	2	2
4	CAN	12	12.51	321	193.44	63	63	0	0	1	0.28	1	1	0	0	0	0	0	0
5	CBI	27	10.32	180	107.83	180	176	0	0	1	7.6	1	1	1	0	1	0	1	1
6	IND	4	1.36	467	355.91	155	2	0	0	11	12.66	0	0	0	0	5	5.97	0	0
7	IOB	20	22.03	197	206.47	197	186	0	0	0	0	0	0	0	0	0	0	0	0
8	PNB	103	95.16	9811	5976.56	2608	2220	13	19.03	58	61.18	32	12	6	8.7	15	25.31	0	0
9	PSB	4	9.13	29	58.66	29	29	1	1.18	13	20.37	13	13	0	0	0	0	0	0
10	SBI	453	178.19	2317	1259.85	1310	672	200	101.95	556	367.58	61	60	100	0	179	249.49	5	5
11	UCO	37	42.46	1353	1264.22	295	295	29	37.42	288	655.51	9	9	2	4	49	139.18	0	0
12	UNI	1	3.28	6	9.68	3	3	0	0	0	0	0	0	0	0	0	0	0	0
Public	Total	669	443.53	15453	10282.7	4977	4422	589	868.71	1211	1386.92	117	281	111	14.3	305	509.42	9	64
1	AXIS	29	201.81	102	1591.93	86	86	0	0	0	0	0	0	0	0	0	0	0	0
2	BAND	0	0	0	0	0	0	0	0	0	0	0	0	0	0	0	0	0	0
3	HDFC	541	809.21	1324	1898.09	181	44	0	0	0	0	0	0	0	0	0	0	0	0
4	ICICI	1	0.14	3	6.2	3	1	0	0	0	0	0	0	0	0	0	0	0	0
5	IDBI	1	7000	1070	517.45	1070	1070	0	0	0	0	0	0	0	0	0	0	0	0
6	INDUS	0	0	0	0	0	0	0	0	0	0	0	0	0	0	0	0	0	0
7	NESFB	0	0	0	0	0	0	0	0	0	0	0	0	0	0	0	0	0	0
8	YES	0	0	0	0	0	0	0	0	0	0	0	0	0	0	0	0	0	0
Private	Total	572	8011.16	2499	4013.67	1340	1201	0	0	0	0	0	0	0	0	0	0	0	0
1	MRB	804	363.26	9748	3799.92	9748	9748	91	69.8	568	359.16	568	568	0	0	117	57.33	117	117
RRB	Total	804	363.26	9748	3799.92	9748	9748	91	69.8	568	359.16	568	568	0	0	117	57.33	117	117
1	MSCB	575	254.84	2585	1386.16	2691	2691	110	85.5	959	678.46	1016	959	9	16.74	94	109.62	146	144
Grand	Total	2620	9072.79	30285	19482.4	18756	18062	790	1024.01	2738	2424.54	1701	1808	120	31.04	516	676.37	272	325

**District wise progress under KCC report of Manipur during the FY2022-2023 & O/S as on date 30-09-2022
(Amount in Rs.Lakhs)**

Sl No.	District Name	No. of KCC issued during quarter (Including renewal)		Total O/S KCC No.		Number of rupay card Issued	KCC Card activated	No. of KCC for animal husbandary issued during quarter (Including renewal)		AH Total no. of KCC		AH Number of rupay card Issued	AH Card activated	No. of KCC for Fishries issued during quarter (including renewal)		Fishery Total no. of KCC		Fishery Number of rupay card Issued	Fishery Card activated
		No.	Amt.	No.	Amt.			No.	Amt.	No.	Amt.			No.	Amt.	No.	Amt.		
1	BISHNUPUR	284	213.8	5039	2451.53	4682	4667	162	314.47	184	175.9	107	107	17	7.4	143	128.7	146	146
2	CHANDEL	0	0	117	84.67	3	2	52	25.15	88	66.48	10	10	3	0	3	1.86	1	1
3	CHURACHANDPUR	599	257.74	1887	1097.61	1450	1141	60	54.33	280	461.46	72	113	0	0	38	75.89	8	23
4	IMPHALEAST	767	702.6	2976	2080.31	2219	2210	296	411.57	473	357.33	384	405	6	0	27	47.84	7	24
5	IMPHALWEST	294	7443.82	12945	9334.11	5840	5556	52	86.57	840	685.95	583	680	14	3.1	76	87.07	34	53
6	JIRIBAM	5	3.75	57	23.1	0	0	1	2	1	2.05	0	0	1	1.7	6	5.9	0	0
7	KAKCHING	63	26.52	944	465.14	818	775	33	40.44	304	259.31	216	159	50	8.56	160	249.31	49	47
8	KAMJONG	0	0	0	0	0	0	0	0	0	0	0	0	0	0	0	0	0	0
9	KANGPOKPI	72	47.31	1197	819.25	591	747	22	27.11	72	55.33	13	38	0	0	4	12.41	0	4
10	NONEY	12	10.69	165	97.5	146	146	1	1.02	5	3.3	4	4	1	0	1	0.85	0	0
11	PHERZAWL	15	13	17	15.73	12	12	0	0	0	0	0	0	0	0	0	0	0	0
12	SENAPATI	254	91.32	1628	966.52	577	441	30	6.8	86	35.79	0	0	2	0	2	0.62	0	0
13	TAMENGLONG	18	23.2	61	51.16	3	3	3	3	11	13.48	0	0	5	7	7	9.33	0	0
14	TENGNUPAL	8	4.94	167	91.56	86	77	35	15.61	85	61.03	33	28	1	0	2	8.29	1	1
15	THOUBAL	200	205.32	2601	1534.76	2208	2167	41	34.89	279	209.48	260	245	20	3.28	45	46.88	26	26
16	UKHRUL	29	28.78	484	369.46	121	118	2	1.05	30	37.65	19	19	0	0	2	1.42	0	0
Grand Total		2620	9072.79	30285	19482.41	18756	18062	790	1024.01	2738	2424.54	1701	1808	120	31.04	516	676.37	272	325

**Bankwise Progress under FI & KCC Report of
Manipur as on date 30-09-2022**

Sl No.	Bank Name	Inactive CSPs	RuPay card active in PMJDY	First time active RuPay card	Aadhaar Authenticated SB accounts	RuPay card issued in KCC
1	BOB	0	8641	1871	50007	18
2	BOI	2	21	5	31	5
3	BOM	0	217	156	7189	2
4	CAN	0	6491	216	16734	62
5	CBI	19	22964	0	117041	466
6	IND	0	1498	14066	39816	155
7	IOB	0	12364	12364	27100	199
8	PNB	0	603832	925	36360	840
9	PSB	0	39177	0	40727	7280
10	SBI	0	270250	270250	497422	808
11	UCO	0	16128	17	13280	825
12	UNI	0	4019	0	11875	3
Public	Total	21	985602	299870	857582	10663
1	AXIS	0	4541	0	29195	86
2	BAND	0	0	0	0	0
3	HDFC	21	1991	1991	11202	181
4	ICICI	0	2053	181	14779	1
5	IDBI	0	0	0	4401	1070
6	INDUS	0	873	0	9217	0
7	NESFB	0	0	0	0	0
8	YES	0	52	0	829	0
Private	Total	21	9510	2172	69623	1338
1	MRB	0	62345	62117	168202	3487
RRB	Total	0	62345	62117	168202	3487
1	MSCB	0	2869	3646	5969	2711
Grand	Total	42	1060326	367805	1101376	18199

**District wise progress under FI & KCC report of
Manipur as on date 30-09-2022**

Sl No.	District Name	Inactive CSPs	RuPay card active in PMJDY	First time active RuPay card	Aadhaar Authenticated SB accounts	RuPay card issued in KCC
1	BISHNUP	3	122026	43020	111973	2526
2	CHANDEL	0	8533	6377	14950	59
3	CHURACH	5	67764	41322	112674	1263
4	IMPHALE	14	185311	38191	183785	4972
5	IMPHALW	11	177868	83953	359315	6329
6	JIRIBAM	0	61202	130	1568	0
7	KAKCHIN	0	79376	26992	52347	623
8	KAMJONG	0	2152	2152	1897	0
9	KANGPOK	0	20010	20581	47798	500
10	NONEY	0	5398	5367	6680	58
11	PERZAW	0	259	259	409	1
12	SENAPATI	1	54582	22572	39032	574
13	TAMENGL	0	87285	2288	2270	3
14	TENGNU	0	22270	7053	16772	88
15	THOUBAL	8	91277	53872	129395	1016
16	UKHRUL	0	75013	13676	20511	187
Grand	Total	42	1060326	367805	1101376	18199

Bankwise Progress under SHG Report of Manipur during the FY-2022-2023 & O/S as on date 30-09-2022

(Amount in Rs. Lakhs)

Sl No.	BankName	During the Quarter Savings Linked No	During the Quarter Savings Linked Amount	During the Quarter Credit Linked No	During the Quarter Credit Linked Amount	Current FY Savings Linked No	Current FY Savings Linked Amount	Current FY Credit Linked No	Current FY Credit Linked Amount	SHG O/S No.	SHG O/S Amt.	SHG NPA No.	SHG NPA Amt.	SHG NPA Amt. %
1	BOB	0	0	0	0	0	0	4	3.46	88	71.97	4	5.07	7.04
2	BOI	7	3	3	3	12	18	11	19	0	0	0	0	0
3	BOM	0	0	0	0	0	0	0	0	0	0	0	0	0
4	CAN	57	0.95	11	12.41	57	0.95	25	24.54	54	38.03	0	0	0
5	CBI	51	1.32	46	64.9	113	8.25	58	81.44	40	50.06	10	9.54	19.06
6	IND	0	0	0	0	28	0.92	2	1.83	2	1.83	1	1.07	58.47
7	IOB	0	0	1	3	0	0	10	24.5	0	0	0	0	0
8	PNB	30	0.23	12	21.05	33	0.25	15	25.36	354	113.65	240	49.77	43.79
9	PSB	262	14.24	0	0	0	0	0	0	0	0	0	0	0
10	SBI	2563	153.5	0	0	2563	153.5	125	173.8	206	234.32	0	0	0
11	UCO	15	0.69	2	12	15	0.69	2	12	51	66.03	4	6.78	10.27
12	UNI	0	0	0	0	0	0	0	0	0	0	0	0	0
Pub	Total	2985	173.93	75	116.36	2821	182.56	252	365.93	795	575.89	259	72.23	12.54
1	AXIS	0	0	0	0	0	0	0	0	0	0	0	0	0
2	BAND	0	0	0	0	0	0	0	0	0	0	0	0	0
3	HDFC	0	0	0	0	0	0	0	0	0	0	0	0	0
4	ICICI	0	0	0	0	0	0	0	0	0	0	0	0	0
5	IDBI	3	0.41	3	17.58	3	0.41	3	17.58	6	38.94	0	0	0
6	INDUS	0	0	0	0	0	0	0	0	0	0	0	0	0
7	NESFB	0	0	0	0	0	0	0	0	0	0	0	0	0
8	YES	0	0	0	0	0	0	0	0	0	0	0	0	0
Priv	Total	3	0.41	3	17.58	3	0.41	3	17.58	6	38.94	0	0	0
1	MRB	420	39.46	215	344.1	945	63.81	411	640.2	794	739.78	285	177.9	24.05
RRB	Total	420	39.46	215	344.1	945	63.81	411	640.2	794	739.78	285	177.9	24.05
1	MSCB	156	25.77	121	159.4	228	60.03	156	220.2	339	331.07	12	9.3	2.81
Grand	Total	3564	239.57	414	637.44	3997	306.81	822	1243.91	1934	1685.68	556	259.43	15.39

District wise SHG report of Manipur during the FY 2022-2023 & O/S as on date 30-09-2022
(Amount in Rs.Lakhs)

Sl No.	DistrictName	During the Quarter Savings Linked No	During the Quarter Savings Linked Amount	During the Quarter Credit Linked No	During the Quarter Credit Linked Amount	Current FY Savings Linked No	Current FY Savings Linked Amount	Current FY Credit Linked No	Current FY Credit Linked Amount	SHG O/S No.	SHG O/S Amt.	SHG NPA No.	SHG NPA Amt.	SHG NPA Amt. %
1	BISHNUPUR	155	6.06	56	96.51	276	11.02	72	127.91	327	276.14	77	35.47	12.84
2	CHANDEL	67	15.69	0	0	67	15.69	0	0	2	0.32	1	0.32	100
3	CHURACHANDPUR	984	37.65	38	51.12	1034	40.12	61	75.69	207	100.62	149	31.17	30.98
4	IMPHALEAST	282	14.87	100	169.9	235	12.99	220	337.96	317	243.2	36	30.07	12.36
5	IMPHALWEST	636	73.92	81	111.5	743	97.86	179	243.43	399	431.11	110	95.82	22.23
6	JIRIBAM	41	1.08	25	25.01	48	1.78	27	26.51	7	5.59	1	0.33	5.9
7	KAKCHING	149	12.71	35	60.44	204	26.22	84	138.14	110	115.65	20	10.15	8.78
8	KAMJONG	123	3.43	0	0	123	3.43	0	0	0	0	0	0	0
9	KANGPOKPI	80	1.96	5	8	109	2.67	22	41.5	32	31.57	0	0	0
10	NONEY	55	3.58	3	8.5	86	4.16	5	12.5	49	52.59	23	17.96	34.15
11	PHERZAWL	3	0.05	0	0	3	0.05	0	0	0	0	0	0	0
12	SENAPATI	343	18.67	12	16.69	359	19.4	24	40.24	66	84.25	2	1.47	1.74
13	TAMENGLONG	47	1.55	0	0	47	1.55	1	1.42	10	4.56	6	0.86	18.86
14	TENGNOUNPAL	139	13.46	4	8	151	13.64	19	43	63	91.66	0	0	0
15	THOUBAL	377	33.4	55	81.77	416	54.5	108	155.61	189	129.63	67	25.54	19.7
16	UKHRUL	83	1.49	0	0	96	1.73	0	0	156	118.79	64	10.27	8.65
Grand Total		3564	239.57	414	637.44	3997	306.81	822	1243.91	1934	1685.68	556	259.43	15.39

**Bankwise Progress under JLG Report of Manipur
during the FY 2022-2023 & O/S as on date
30-09-2022**

(Amount in Rs. Lakhs)

Sl No.	Bank Name	CY	CY	Outstanding	Outstanding
1	BOB	0	0	1	1.3
2	BOI	0	0	0	0
3	BOM	0	0	0	0
4	CAN	0	0	0	0
5	CBI	0	0	3	5.65
6	IND	0	0	0	0
7	IOB	0	0	0	0
8	PNB	0	0	1	0.65
9	PSB	0	0	0	0
10	SBI	0	0	0	0
11	UCO	64	55.65	68	43.33
12	UNI	0	0	0	0
Pub	Total	64	55.65	73	50.93
1	AXIS	258	84.96	1218	265.18
2	BAND	0	0	0	0
3	HDFC	911	1955.69	1942	2971.66
4	ICICI	0	0	0	0
5	IDBI	1	770000	1	770000
6	INDUS	0	0	0	0
7	NESFB	0	0	1828	197.17
8	YES	0	0	0	0
Priv	Total	1170	772040.65	4989	773434.01
1	MRB	0	0	38	20.18
RRB	Total	0	0	38	20.18
1	MSCB	258	890.84	1086	1234.74
Grand	Total	1492	772987.14	6186	774739.86

**District-wise progress under JLG report of
Manipur during the FY 2022-2023 & O/S as on
date 30-09-2022**

(Amount in Rs.Lakhs)

Sl No.	District Name	CY	CY	Outstanding	Outstanding
1	BISHNUPUR	53	170.59	125	324.84
2	CHANDEL	0	0	1	0.85
3	CHURACHANDPUR	5	770022.1	5	770014.3
4	IMPHALEAST	608	1219.16	2320	2017.56
5	IMPHALWEST	461	845.01	2869	1216.97
6	JIRIBAM	0	0	0	0
7	KAKCHING	51	90.89	51	87.72
8	KAMJONG	0	0	0	0
9	KANGPOKPI	0	0	27	26.59
10	NONEY	0	0	0	0
11	PHERZAWL	0	0	0	0
12	SENAPATI	13	24.18	14	22.12
13	TAMENGLONG	0	0	0	0
14	TENGNUPAL	0	0	0	0
15	THOUBAL	299	614.58	760	1001.57
16	UKHRUL	2	0.63	14	27.31
Grand	Total	1492	772987.1	6186	774739.9

**Bankwise Progress under NRLM Report of Manipur during the FY-2022-2023 & O/S as on date 30-09-2022
(Amount in Rs. Lakhs)**

Sl No.	BankName	Current Year Self-Help Group No.	Current Year Self-Help Group Amount	NRLM O/S No.	NRLM O/S Amt.	NRLM Irregular A/C No.	NRLM Irregular A/C Amt.	NRLM NPA No.	NRLM NPA Amt.	NRLM NPA Amt. %
1	BOB	4	4	58	40.26	1	0.06	0	0	0
2	BOI	41	67.04	0	0	0	0	0	0	0
3	BOM	0	0	0	0	0	0	0	0	0
4	CAN	1	2	5	2.46	0	0	0	0	0
5	CBI	42	51.16	44	58.6	0	0	0	0	0
6	IND	0	0	1	1.07	0	0	1	1.07	100
7	IOB	10	24.5	0	0	0	0	0	0	0
8	PNB	15	90	231	80.93	7	4.91	165	38.19	47.19
9	PSB	259	17.17	0	0	0	0	0	0	0
10	SBI	45	58.4	87	113.78	4	0.91	0	0	0
11	UCO	24	106.5	50	64.24	1	0.99	4	15.78	24.56
12	UNI	0	0	0	0	0	0	0	0	0
Pub	Total	441	420.77	476	361.34	13	6.87	170	55.04	15.23
1	AXIS	0	0	0	0	0	0	0	0	0
2	BAND	0	0	0	0	0	0	0	0	0
3	HDFC	0	0	0	0	0	0	0	0	0
4	ICICI	0	0	0	0	0	0	0	0	0
5	IDBI	0	0	1	5.39	0	0	0	0	0
6	INDUS	0	0	0	0	0	0	0	0	0
7	NESFB	0	0	0	0	0	0	0	0	0
8	YES	0	0	0	0	0	0	0	0	0
Priv	Total	0	0	1	5.39	0	0	0	0	0
1	MRB	298	417.7	1501	1514.11	0	0	148	98.05	6.48
RRB	Total	298	417.7	1501	1514.11	0	0	148	98.05	6.48
1	MSCB	78	92	77	48.67	0	0	8	5.71	11.73
Grand	Total	817	930.47	2055	1929.51	13	6.87	326	158.8	8.23

**District wise progress under NRLM report of Manipur during the FY 2022-2023 & O/S as on date 30-09-2022
(Amount in Rs.Lakhs)**

Sl No.	DistrictName	Current Year Self-Help Group No.	Current Year Self-Help Group Amount	NRLM O/S No.	NRLM O/S Amt.	NRLM Irregular A/C No.	NRLM Irregular A/C Amt.	NRLM NPA No.	NRLM NPA Amt.	NRLM NPA Amt. %
1	BISHNUPUR	0	0	24	14.68	0	0	15	5.63	38.35
2	CHANDEL	0	0	2	0.32	0	0	1	0.32	100
3	CHURACHANDPUR	56	54.35	248	100.98	1	0.02	140	28.01	27.74
4	IMPHALEAST	391	435.62	868	821.12	5	2.64	30	21.81	2.66
5	IMPHALWEST	125	111.79	277	295.64	2	0.4	16	8.41	2.84
6	JIRIBAM	27	52	6	5.27	0	0	0	0	0
7	KAKCHING	18	63.5	50	60.61	1	2.51	2	0.73	1.2
8	KAMJONG	0	0	0	0	0	0	0	0	0
9	KANGPOKPI	10	24.5	0	0	0	0	0	0	0
10	NONEY	0	0	22	13.32	0	0	19	11.48	86.19
11	PHERZAWL	0	0	0	0	0	0	0	0	0
12	SENAPATI	5	10.5	15	12.91	1	0.4	2	10.47	81.1
13	TAMENGLONG	0	0	4	0.71	0	0	4	0.71	100
14	TENGNUUPAL	34	51.1	165	214.26	3	0.9	0	0	0
15	THOUBAL	151	127.11	364	385.03	0	0	92	70.02	18.19
16	UKHRUL	0	0	10	4.66	0	0	5	1.21	25.97
Grand Total		817	930.47	2055	1929.51	13	6.87	326	158.8	8.23

**Bankwise Progress under NULM Report of Manipur during the FY-2022-2023 & O/S as on date 30-09-2022
(Amount in Rs. Lakhs)**

Sl No.	BankName	Sep-I No.	Sep-I Amt	Sep-G No	Sep-G Amt.	Sep-G No. of Beneficiary	SHG No.	SHG Amt	SHG No. of Beneficiary	Women SHG No.	Women SHG Amt.	Women SHG No. of Beneficiary	Total Current Year NULM Disb No.	Total Current Year NULM Disb Amount	NULM O/S No.	NULM O/S Amt.	NULM NPA No.	NULM NPA Amt.	NULM NPA Amt. %
1	BOB	2	3	0	0	0	0	0	0	0	0	0	2	3	2	2.95	0	0	0
2	BOI	0	0	0	0	0	0	0	0	0	0	0	0	0	0	0	0	0	0
3	BOM	0	0	0	0	0	0	0	0	0	0	0	0	0	0	0	0	0	0
4	CAN	0	0	0	0	0	0	0	0	0	0	0	0	0	2	1.63	1	0.83	50.92
5	CBI	0	0	0	0	0	0	0	0	0	0	0	0	0	1	0.36	0	0	0
6	IND	0	0	0	0	0	0	0	0	0	0	0	0	0	2	2.29	1	1.52	66.38
7	IOB	0	0	0	0	0	0	0	0	0	0	0	0	0	0	0	0	0	0
8	PNB	0	0	0	0	0	0	0	0	0	0	0	0	0	95	35.97	76	12.4	34.47
9	PSB	0	0	0	0	0	0	0	0	0	0	0	0	0	0	0	0	0	0
10	SBI	0	0	0	0	0	20	28.51	20	15	20.89	19	20	28.51	22	31.78	0	0	0
11	UCO	0	0	0	0	0	0	0	0	0	0	0	0	0	1	1.78	0	0	0
12	UNI	0	0	0	0	0	0	0	0	0	0	0	0	0	0	0	0	0	0
Pub	Total	2	3	0	0	0	20	28.51	20	15	20.89	19	22	31.51	125	76.76	78	14.75	19.22
1	AXIS	0	0	0	0	0	0	0	0	0	0	0	0	0	2	0.44	1	0.22	50
2	BAND	0	0	0	0	0	0	0	0	0	0	0	0	0	0	0	0	0	0
3	HDFC	0	0	0	0	0	0	0	0	0	0	0	0	0	0	0	0	0	0
4	ICICI	0	0	0	0	0	0	0	0	0	0	0	0	0	0	0	0	0	0
5	IDBI	0	0	0	0	0	0	0	0	0	0	0	0	0	0	0	0	0	0
6	INDUS	0	0	0	0	0	0	0	0	0	0	0	0	0	0	0	0	0	0
7	NESFB	0	0	0	0	0	0	0	0	0	0	0	0	0	0	0	0	0	0
8	YES	0	0	0	0	0	0	0	0	0	0	0	0	0	0	0	0	0	0
Priv	Total	0	0	0	0	0	0	0	0	0	0	0	0	0	2	0.44	1	0.22	50
1	MRB	0	0	0	0	0	22	45	220	22	45	220	22	45	89	116.76	7	4.21	3.61
RRB	Total	0	0	0	0	0	22	45	220	22	45	220	22	45	89	116.76	7	4.21	3.61
1	MSCB	2	4	0	0	0	1	1	0	0	0	0	3	5	0	0	0	0	0
Grand	Total	4	7	0	0	0	43	74.51	240	37	65.89	239	47	81.51	216	193.96	86	19.18	9.89

District wise NULM report of Manipur during the FY2022-2023 & O/S as on date 30-09-2022
(Amount in Rs.Lakhs)

Sl No.	DistrictName	Sep-I No.	Sep-I Amt	Sep-G No	Sep-G Amt.	Sep-G No. of Beneficiary	SHG No.	SHG Amt	SHG No. of Beneficiary	Women SHG No.	Women SHG Amt.	Women SHG No. of Beneficiary	Total Current Year NULM Disb No.	Total Current Year NULM Disb Amount	NULM O/S No.	NULM O/S Amt.	NULM NPA No.	NULM NPA Amt.	NULM NPA Amt. %
1	BISHNUPUR	2	4	0	0	0	5	4.72	41	4	4	41	7	8.72	15	14.37	4	0.56	3.9
2	CHANDEL	0	0	0	0	0	0	0	0	0	0	0	0	0	0	0	0	0	0
3	CHURACHANDPUR	0	0	0	0	0	0	0	0	0	0	0	0	0	7	2.34	6	1.98	84.62
4	IMPHALEAST	0	0	0	0	0	2	3.5	20	2	3.5	20	2	3.5	19	16.81	1	2.28	13.56
5	IMPHALWEST	2	3	0	0	0	26	41.69	98	23	36.39	97	28	44.69	41	59.07	4	2.93	4.96
6	JIRIBAM	0	0	0	0	0	0	0	0	0	0	0	0	0	8	6.2	2	1.79	28.87
7	KAKCHING	0	0	0	0	0	0	0	0	0	0	0	0	0	11	5.38	6	1.85	34.39
8	KAMJONG	0	0	0	0	0	0	0	0	0	0	0	0	0	0	0	0	0	0
9	KANGPOKPI	0	0	0	0	0	0	0	0	0	0	0	0	0	0	0	0	0	0
10	NONEY	0	0	0	0	0	0	0	0	0	0	0	0	0	0	0	0	0	0
11	PHERZAWL	0	0	0	0	0	0	0	0	0	0	0	0	0	0	0	0	0	0
12	SENAPATI	0	0	0	0	0	0	0	0	0	0	0	0	0	5	16.59	0	0	0
13	TAMENGLONG	0	0	0	0	0	0	0	0	0	0	0	0	0	4	0.27	3	0.23	85.19
14	TENGNOUNPAL	0	0	0	0	0	0	0	0	0	0	0	0	0	0	0	0	0	0
15	THOUBAL	0	0	0	0	0	10	24.6	81	8	22	81	10	24.6	42	66.02	2	0.9	1.36
16	UKHRUL	0	0	0	0	0	0	0	0	0	0	0	0	0	64	6.91	58	6.66	96.38
Grand Total		4	7	0	0	0	43	74.51	240	37	65.89	239	47	81.51	216	193.96	86	19.18	9.89

**Bankwise POSITION OF NPA UNDER GOVT. SPONSORED SCHEMES Report of Manipur as on date 30-09-2022
(Amount in Rs.Lakhs)**

Sl No.	Bank Name	NRLM O/S No.	NRLM O/S Amt.	NRLM Irregular A/C No	NRLM Irregular A/C Amt	NRLM NPA NO	NRLM NPA AMT	NULM O/S No.	NULM O/S Amt.	NULM NPA NO	NULM NPA AMT	PMEGP O/S No.	PMEGP O/S Amt.	PMEGP NPA NO	PMEGP NPA AMT	SHG O/S No.	SHG O/S Amt.	SHG NPA NO	SHG NPA AMT	SUI O/S No.	SUI O/S Amt.	SUI NPA NO	SUI NPA AMT
1	BOB	58	40.26	1	0.06	0	0	2	2.95	0	0	418	1525	35	178.6	88	71.97	4	5.07	16	250.1	7	77.09
2	BOI	0	0	0	0	0	0	0	0	0	0	326	804	57	102.9	0	0	0	0	0	0	0	0
3	BOM	0	0	0	0	0	0	0	0	0	0	0	0	0	0	0	0	0	0	0	0	0	0
4	CAN	5	2.46	0	0	0	0	2	1.63	1	0.83	339	1201	101	182.5	54	38.03	0	0	5	39	0	0
5	CBI	44	58.6	0	0	0	0	1	0.36	0	0	502	1863	246	659.7	40	50.06	10	9.54	0	0	1	0.24
6	IND	1	1.07	0	0	1	1.07	2	2.29	1	1.52	248	920.3	88	186.7	2	1.83	1	1.07	5	34.15	0	0
7	IOB	0	0	0	0	0	0	0	0	0	0	46	287.6	13	34.02	0	0	0	0	0	0	0	0
8	PNB	231	80.93	7	4.91	165	38.19	95	35.97	76	12.4	1374	2901	807	1527	354	113.7	240	49.77	21	223.9	11	149.9
9	PSB	0	0	0	0	0	0	0	0	0	0	410	787	297	358.5	0	0	0	0	23	336.9	1	9.32
10	SBI	87	113.8	4	0.91	0	0	22	31.78	0	0	1668	3238	829	1454	206	234.3	0	0	63	1099	0	0
11	UCO	50	64.24	1	0.99	4	15.78	1	1.78	0	0	811	1227	443	946.4	51	66.03	4	6.78	16	267.5	0	0
12	UNI	0	0	0	0	0	0	0	0	0	0	9	25.57	0	0	0	0	0	0	0	0	0	0
Pub	Total	476	361.3	13	6.87	170	55.04	125	76.76	78	14.75	6151	14779	2916	5631	795	575.9	259	72.23	149	2251	20	236.5
1	APBL	0	0	0	0	0	0	0	0	0	0	0	0	0	0	0	0	0	0	0	0	0	0
2	AXIS	0	0	0	0	0	0	2	0.44	1	0.22	178	204.4	54	60.57	0	0	0	0	0	0	0	0
3	BAND	0	0	0	0	0	0	0	0	0	0	0	0	0	0	0	0	0	0	0	0	0	0
4	HDFC	0	0	0	0	0	0	0	0	0	0	2	0.75	0	0	0	0	0	0	9	127.5	0	0
5	ICICI	0	0	0	0	0	0	0	0	0	0	3	2.25	1	0.36	0	0	0	0	0	0	0	0
6	IDBI	1	5.39	0	0	0	0	0	0	0	0	88	271.3	1	1.08	6	38.94	0	0	6	37.91	0	0
7	INDUS	0	0	0	0	0	0	0	0	0	0	0	0	0	0	0	0	0	0	0	0	0	0
8	NESFB	0	0	0	0	0	0	0	0	0	0	0	0	0	0	0	0	0	0	0	0	0	0
9	YES	0	0	0	0	0	0	0	0	0	0	0	0	0	0	0	0	0	0	0	0	0	0
Priv	Total	1	5.39	0	0	0	0	2	0.44	1	0.22	271	478.7	56	62.01	6	38.94	0	0	15	165.4	0	0
1	MRB	1501	1514	0	0	148	98.05	89	116.8	7	4.21	0	0	0	0	794	739.8	285	177.9	14	178.6	5	58.98
RRB	Total	1501	1514	0	0	148	98.05	89	116.8	7	4.21	0	0	0	0	794	739.8	285	177.9	14	178.6	5	58.98
1	MSCB	77	48.67	0	0	8	5.71	0	0	0	0	0	0	0	0	339	331.1	12	9.3	0	0	0	0
Grand	Total	2055	1930	13	6.87	326	158.8	216	194	86	19.18	6422	15257	2972	5693	1934	1686	556	259.4	178	2595	25	295.5

District wise POSITION OF NPA UNDER GOVT. SPONSORED SCHEMES report of Manipur as on date 30-09-2022
(Amount in Rs.Lakhs)

Sl No.	District Name	NRLM O/S No.	NRLM O/S Amt.	NRLM Irregular A/C No	NRLM Irregular A/C Amt	NRLM NPA NO	NRLM NPA AMT	NULM O/S No.	NULM O/S Amt.	NULM NPA NO	NULM NPA AMT	PMEGP O/S No.	PMEGP O/S Amt.	PMEGP NPA NO	PMEGP NPA AMT	SHG O/S No.	SHG O/S Amt.	SHG NPA NO	SHG NPA AMT	SUI O/S No.	SUI O/S Amt.	SUI NPA NO	SUI NPA AMT
1	BISHNUPUR	24	14.68	0	0	15	5.63	15	14.37	4	0.56	525	919.1	295	491.6	327	276.1	77	35.47	2	59.22	0	0
2	CHANDEL	2	0.32	0	0	1	0.32	0	0	0	0	63	53.61	36	32.26	2	0.32	1	0.32	0	0	0	0
3	CHURACHANDPUR	248	101	1	0.02	140	28.01	7	2.34	6	1.98	374	697.7	149	219.1	207	100.6	149	31.17	29	411.5	0	0
4	IMPHALEAST	868	821.1	5	2.64	30	21.81	19	16.81	1	2.28	710	2139	254	479.3	317	243.2	36	30.07	30	380.6	3	42.02
5	IMPHALWEST	277	295.6	2	0.4	16	8.41	41	59.07	4	2.93	1500	5317	707	1877	399	431.1	110	95.82	80	1103	20	222.9
6	JIRIBAM	6	5.27	0	0	0	0	8	6.2	2	1.79	23	37.75	5	9.83	7	5.59	1	0.33	0	0	0	0
7	KAKCHING	50	60.61	1	2.51	2	0.73	11	5.38	6	1.85	154	255	84	213.4	110	115.7	20	10.15	8	103	1	15.9
8	KAMJONG	0	0	0	0	0	0	0	0	0	0	0	0	0	0	0	0	0	0	1	0.08	0	0
9	KANGPOKPI	0	0	0	0	0	0	0	0	0	0	111	256.4	24	76.76	32	31.57	0	0	4	89.99	0	0
10	NONEY	22	13.32	0	0	19	11.48	0	0	0	0	0	0	0	0	49	52.59	23	17.96	0	0	0	0
11	PHERZAWL	0	0	0	0	0	0	0	0	0	0	0	0	0	0	0	0	0	0	0	0	0	0
12	SENAPATI	15	12.91	1	0.4	2	10.47	5	16.59	0	0	253	487.4	126	227.9	66	84.25	2	1.47	22	428.6	0	0
13	TAMENGLONG	4	0.71	0	0	4	0.71	4	0.27	3	0.23	232	337.3	116	137.3	10	4.56	6	0.86	0	0	0	0
14	TENGNUPAL	165	214.3	3	0.9	0	0	0	0	0	0	35	62.01	11	11.45	63	91.66	0	0	0	0	0	0
15	THOUBAL	364	385	0	0	92	70.02	42	66.02	2	0.9	475	1097	159	239.9	189	129.6	67	25.54	2	18.54	1	14.74
16	UKHRUL	10	4.66	0	0	5	1.21	64	6.91	58	6.66	302	362.5	177	222.7	156	118.8	64	10.27	0	0	0	0
Grand Total		2055	1930	13	6.87	326	158.8	216	194	86	19.18	4757	12021	2143	4238	1934	1686	556	259.4	178	2595	25	295.5

**Bankwise Progress under PRADHAN MANTRI MUDRA TOTAL O/S & NPA Report of Manipur as on date
30-09-2022
(Amount in Rs. Lakhs)**

Sl No.	Bank Name	Sishu O/S		Sishu NPA		Kishore O/S		Kishore NPA		Tarun O/S		Tarun NPA		Total MUDRA O/S		Total MUDRA NPA		MUDRA NPA Amt.%
		No.	Amt.	No.	Amt.	No.	Amt.	No.	Amt.	No.	Amt.	No.	Amt.	No.	Amt.	No.	Amt.	
1	BOB	572	133.58	92	28.18	1484	2374.9	137	191.71	500	2922	35	162.54	2556	5430.5	264	382.43	7.04
2	BOI	174	46.92	18	4.14	582	866.36	68	68.78	142	767.69	17	118.75	898	1681	103	191.67	11.4
3	BOM	83	60.82	4	2	43	118	1	7.5	2	23	0	0	128	201.82	5	9.5	4.71
4	CAN	436	115.41	85	23.67	710	1338.2	135	267.36	254	1609.2	34	208.43	1400	3062.9	254	499.46	16.31
5	CBI	469	390.9	250	84.58	628	1197	135	245.86	195	1161	29	90.39	1292	2748.8	414	420.83	15.31
6	IND	336	53.46	181	19.93	538	1000.2	93	168.85	185	1259.8	25	145.52	1059	2313.4	299	334.3	14.45
7	IOB	67	16.88	1	0.18	268	580.31	2	1.7	57	412.2	0	0	392	1009.4	3	1.88	0.19
8	PNB	1674	239.01	696	119.9	2800	3664.4	822	1108.6	493	2758.9	113	527.61	4967	6662.3	1631	1756.1	26.36
9	PSB	78	20.57	13	1.21	157	255.26	18	0.76	15	107.9	1	5.28	250	383.73	32	7.25	1.89
10	SBI	6681	1751.5	2011	401.25	3221	5873.5	1123	2193.2	511	3097.2	82	548.53	10413	10722	3216	3143	29.31
11	UCO	2452	932.29	1025	251.72	4766	7984.2	1224	1577.7	1251	7876.4	53	321.09	8469	16793	2302	2150.5	12.81
12	UNI	21	3.8	2	0.03	117	160.43	8	7.13	14	90.44	0	0	152	254.67	10	7.16	2.81
Pub	Total	13043	3765.1	4378	936.79	15314	25413	3766	5839.1	3619	22086	389	2128.1	31976	51263	8533	8904	17.37
1	AXIS	1241	273.74	25	2.81	869	1466.5	6	14.78	244	1093.1	0	0	2354	2833.4	31	17.59	0.62
2	BAND	5982	1338.9	274	39.02	10767	6038.3	204	110.93	0	0	0	0	16749	7377.2	478	149.95	2.03
3	HDFC	13119	2845.8	1216	71.94	807	726.72	57	16.59	147	937.59	0	0	14073	4510.1	1273	88.53	1.96
4	ICICI	63	24.88	0	0	19	20.97	0	0	33	161.15	0	0	115	207	0	0	0
5	IDBI	30	1.95	0	0	203	260.94	19	23.02	68	323.64	6	8.11	301	586.53	25	31.13	5.31
6	INDUS	0	0	0	0	0	0	0	0	0	0	0	0	0	0	0	0	0
7	NESFB	0	0	0	0	0	0	0	0	0	0	0	0	0	0	0	0	0
8	YES	0	0	0	0	0	0	0	0	0	0	0	0	0	0	0	0	0
Priv	Total	20435	4485.3	1515	113.77	12665	8513.4	286	165.32	492	2515.5	6	8.11	33592	15514	1807	287.2	1.85
1	MRB	7835	2493.7	3988	1441	8244	11014	1429	1964.9	298	1830.1	59	353.96	16377	15338	5476	3759.8	24.51
RRB	Total	7835	2493.7	3988	1441	8244	11014	1429	1964.9	298	1830.1	59	353.96	16377	15338	5476	3759.8	24.51
1	MSCB	0	0	0	0	0	0	0	0	0	0	0	0	0	0	0	0	0
Grand	Total	41313	10744	9881	2491.6	36223	44940	5481	7969.3	4409	26431	454	2490.2	81945	82115	15816	12951	15.77

**District wise PMMY Outstandings-NPA report of Manipur as on date 30-09-2022
(Amount in Rs.Lakhs)**

Sl No.	District Name	Sishu O/S		Sishu NPA		Kishore O/S		Kishore NPA		Tarun O/S		Tarun NPA		Total MUDRA O/S		Total MUDRA NPA		MUDRA NPA Amt.%
		No.	Amt.	No.	Amt.	No.	Amt.	No.	Amt.	No.	Amt.	No.	Amt.	No.	Amt.	No.	Amt.	
1	BISHNUPUR	3501	893.51	1100	304.41	4200	5583	739	1019.9	894	5510.3	16	95.68	8595	11987	1855	1420	11.85
2	CHANDEL	316	433.61	74	26.33	393	656.04	174	262.65	42	275.24	4	16.6	751	1364.9	252	305.58	22.39
3	CHURACHANDPUR	1508	508.91	613	217.18	1595	2564.7	300	461.1	275	1753.9	24	161.61	3378	4827.6	937	839.89	17.4
4	IMPHALEAST	11702	2776.2	1513	337.97	7227	7423.6	538	758	799	4817.6	67	287.74	19728	15017	2118	1383.7	9.21
5	IMPHALWEST	11765	3003.9	3387	870.72	8012	11119	1517	2092.2	1569	8970	258	1429.8	21346	23093	5162	4392.8	19.02
6	JIRIBAM	657	228.68	66	9.12	2275	1284	97	63.73	7	33.62	0	0	2939	1546.3	163	72.85	4.71
7	KAKCHING	2044	537.29	684	183.28	3336	3387.4	359	568.52	80	541.98	5	27.99	5460	4466.7	1048	779.79	17.46
8	KAMJONG	81	6.01	29	4.13	47	81.39	24	52.12	0	0	0	0	128	87.4	53	56.25	64.36
9	KANGPOKPI	201	70.12	38	8.84	552	1051	120	218.5	109	692.77	12	78.44	862	1813.9	170	305.78	16.86
10	NONEY	139	52.82	75	33.03	509	623.43	127	146.61	3	21.7	0	0	651	697.95	202	179.64	25.74
11	PHERZAWL	8	0.55	3	0.13	10	19.47	4	7.56	0	0	0	0	18	20.02	7	7.69	38.41
12	SENAPATI	603	168.07	242	51.75	1810	3157.7	576	970.67	204	1245.8	28	134.05	2617	4571.6	846	1156.5	25.3
13	TAMENGLONG	146	22.63	44	7.29	433	514.85	90	129.46	34	208.01	2	7.8	613	745.49	136	144.55	19.39
14	TENGNOUNPAL	418	131.57	51	13.45	1105	1400.4	97	126.82	25	116.41	0	0	1548	1648.4	148	140.27	8.51
15	THOUBAL	7946	1850.2	1858	400.87	3609	4534.8	370	540.62	305	1833.4	25	170.65	11860	8218.3	2253	1112.1	13.53
16	UKHRUL	278	60.01	104	23.08	1110	1539.2	349	550.81	63	410.57	13	79.82	1451	2009.7	466	653.71	32.53
Grand Total		41313	10744	9881	2491.6	36223	44940	5481	7969.3	4409	26431	454	2490.2	81945	82115	15816	12951	15.77

**Bankwise Progress under PMMY -Disbursement Report of Manipur during the FY-2022-2023 upto date
30-09-2022**

(Amount in Rs. Lakhs)

Sl No.	Bank Name	Sishu		Kishore		Tarun		Total MUDRA Disb	
		No.	Amt.	No.	Amt.	No.	Amt.	No.	Amt.
1	BOB	12	5.89	253	509.71	119	710.43	384	1226.03
2	BOI	42	21	108	212.07	13	97	163	330.07
3	BOM	4	2	6	9.2	0	0	10	11.2
4	CAN	276	50.11	76	177.43	21	129.25	373	356.79
5	CBI	5	0.78	52	117.69	22	160.4	79	278.87
6	IND	29	5.52	170	274.09	87	519.03	286	798.64
7	IOB	5	2.5	43	89.69	9	69.85	57	162.04
8	PNB	58	18.46	321	658.73	149	963.7	528	1640.89
9	PSB	184	21.77	280	237.36	63	205.69	527	464.82
10	SBI	646	242.63	621	1454.98	239	1838.95	1506	3536.56
11	UCO	41	10.8	94	128.38	9	70.5	144	209.68
12	UNI	9	3.2	16	33.55	7	62.4	32	99.15
Pub	Total	1311	384.66	2040	3902.88	738	4827.2	4089	9114.74
1	AXIS	278	93.36	307	875.99	56	440.13	641	1409.48
2	BAND	1674	569.1	1669	1632.75	0	0	3343	2201.85
3	HDFC	5982	1829.94	209	523.56	131	903.13	6322	3256.63
4	ICICI	0	0	1	5	11	98.45	12	103.45
5	IDBI	0	0	14	52.37	20	135.37	34	187.74
6	INDUS	0	0	0	0	0	0	0	0
7	NESFB	0	0	0	0	0	0	0	0
8	YES	0	0	0	0	0	0	0	0
Priv	Total	7934	2492.4	2200	3089.67	218	1577.08	10352	7159.15
1	MRB	953	370.01	2393	4144.09	49	357.1	3395	4871.2
RRB	Total	953	370.01	2393	4144.09	49	357.1	3395	4871.2
1	MSCB	0	0	0	0	0	0	0	0
Grand	Total	10198	3247.07	6633	11136.64	1005	6761.38	17836	21145.09

**District wise PMMY Disbursements report of Manipur during the FY 2022-2023 upto
date 30-09-2022
(Amount in Rs.Lakhs)**

Sl No.	District Name	Sishu		Kishore		Tarun		Total MUDRA Disb	
		No.	Amt	No.	Amt	No.	Amt	No.	Amt
1	BISHNUPUR	576	190.15	576	892.82	76	617.73	1228	1700.7
2	CHANDEL	20	9.79	17	21.32	2	17	39	48.11
3	CHURACHANDPUR	146	44.3	355	656.96	73	556.21	574	1257.47
4	IMPHALEAST	3629	1160.91	1367	2140.86	203	1093.04	5199	4394.81
5	IMPHALWEST	2639	821.73	1651	3071.79	365	2568.88	4655	6462.4
6	JIRIBAM	177	64.05	200	231.85	1	6	378	301.9
7	KAKCHING	287	98.38	633	782.53	37	212.55	957	1093.46
8	KAMJONG	10	1.68	4	9.43	1	6.94	15	18.05
9	KANGPOKPI	79	37.46	88	207.74	28	224.29	195	469.49
10	NONEY	26	8.07	96	154.02	4	34.14	126	196.23
11	PHERZAWL	0	0	0	0	0	0	0	0
12	SENAPATI	114	40.57	185	534.07	80	607.51	379	1182.15
13	TAMENGLONG	13	4.56	61	120.14	7	47.85	81	172.55
14	TENGNUUPAL	40	16	333	493.39	16	75.4	389	584.79
15	THOUBAL	2426	741.42	936	1601.4	107	653.14	3469	2995.96
16	UKHRUL	16	8	131	218.32	5	40.7	152	267.02
Grand Total		10198	3247.07	6633	11136.64	1005	6761.38	17836	21145.09

**Bankwise Progress under SUI Report of Manipur during the FY-2022-2023 & O/S as on date
30-09-2022**

(Amount in Rs. Lakhs)

Sl No.	BankName	Current Year No. of Female Account	Current Year Sum of Female Amount	Current Year No. of Male Account to SC	Current Year Sum of Male Amount to SC	Current Year No. of Male Account to ST	Current Year Sum of Male Amount to ST	Total Current Year SUI Disb No.	Total Current Year SUI Disb Amount	SUI O/S No.	SUI O/S Amt.	SUI NPA No.	SUI NPA Amt.	SUI NPA Amt. %
1	BOB	5	3	2	0	2	0	9	3	16	250.05	7	77.09	30.83
2	BOI	24	222.71	0	0	0	0	24	222.71	0	0	0	0	0
3	BOM	0	0	0	0	0	0	0	0	0	0	0	0	0
4	CAN	0	0	0	0	0	0	0	0	5	39	0	0	0
5	CBI	1	54.73	0	0	0	0	1	54.73	0	0	1	0.24	0
6	IND	1	10	0	0	0	0	1	10	5	34.15	0	0	0
7	IOB	0	0	0	0	0	0	0	0	0	0	0	0	0
8	PNB	0	0	0	0	0	0	0	0	21	223.85	11	149.88	66.96
9	PSB	4	5.3	12	110.42	5	7.25	21	122.97	23	336.88	1	9.32	2.77
10	SBI	5	144.75	0	0	7	178	12	322.75	63	1099.47	0	0	0
11	UCO	7	109	0	0	4	59	11	168	16	267.51	0	0	0
12	UNI	0	0	0	0	0	0	0	0	0	0	0	0	0
Pub	Total	47	549.49	14	110.42	18	244.25	79	904.16	149	2250.91	20	236.53	10.51
1	AXIS	0	0	0	0	0	0	0	0	0	0	0	0	0
2	BAND	0	0	0	0	0	0	0	0	0	0	0	0	0
3	HDFC	2	20.24	0	0	1	23.66	3	43.9	9	127.5	0	0	0
4	ICICI	0	0	0	0	0	0	0	0	0	0	0	0	0
5	IDBI	0	0	0	0	0	0	0	0	6	37.91	0	0	0
6	INDUS	0	0	0	0	0	0	0	0	0	0	0	0	0
7	NESFB	0	0	0	0	0	0	0	0	0	0	0	0	0
8	YES	0	0	0	0	0	0	0	0	0	0	0	0	0
Priv	Total	2	20.24	0	0	1	23.66	3	43.9	15	165.41	0	0	0
1	MRB	0	0	0	0	0	0	0	0	14	178.63	5	58.98	33.02
RRB	Total	0	0	0	0	0	0	0	0	14	178.63	5	58.98	33.02
1	MSCB	0	0	0	0	0	0	0	0	0	0	0	0	0
Grand	Total	49	569.73	14	110.42	19	267.91	82	948.06	178	2594.95	25	295.51	11.39

**District wise SUI report of Manipur during the FY2022-2023 & O/S as on date 30-09-2022
(Amount in Rs.Lakhs)**

Sl No.	DistrictName	Current Year No. of Female Account	Current Year Sum of Female Amount	Current Year No. of Male Account to SC	Current Year Sum of Male Amount to SC	Current Year No. of Male Account to ST	Current Year Sum of Male Amount to ST	Total Current Year SUI Disb No.	Total Current Year SUI Disb Amount	SUI O/S No.	SUI O/S Amt.	SUI NPA No.	SUI NPA Amt.	SUI NPA Amt. %
1	BISHNUPUR	1	40	0	0	0	0	1	40	2	59.22	0	0	0
2	CHANDEL	0	0	0	0	0	0	0	0	0	0	0	0	0
3	CHURACHANDPUR	3	3	0	0	5	84.5	8	87.5	29	411.47	0	0	0
4	IMPHALEAST	7	90.03	6	5.01	4	16.14	17	111.18	30	380.61	3	42.02	11.04
5	IMPHALWEST	19	297.65	8	105.41	5	35.11	32	438.17	80	1103.4	20	222.85	20.2
6	JIRIBAM	0	0	0	0	0	0	0	0	0	0	0	0	0
7	KAKCHING	0	0	0	0	0	0	0	0	8	103.04	1	15.9	15.43
8	KAMJONG	0	0	0	0	0	0	0	0	1	0.08	0	0	0
9	KANGPOKPI	0	0	0	0	0	0	0	0	4	89.99	0	0	0
10	NONEY	0	0	0	0	0	0	0	0	0	0	0	0	0
11	PHERZAWL	0	0	0	0	0	0	0	0	0	0	0	0	0
12	SENAPATI	2	31.12	0	0	5	132.16	7	163.28	22	428.6	0	0	0
13	TAMENGLONG	0	0	0	0	0	0	0	0	0	0	0	0	0
14	TENGNOUNPAL	0	0	0	0	0	0	0	0	0	0	0	0	0
15	THOUBAL	17	107.93	0	0	0	0	17	107.93	2	18.54	1	14.74	79.5
16	UKHRUL	0	0	0	0	0	0	0	0	0	0	0	0	0
Grand Total		49	569.73	14	110.42	19	267.91	82	948.06	178	2595	25	295.51	11.39

Bankwise Progress under PMEGP Report of Manipur during the FY 2022-2023 & O/S as on date 30-09-2022

(Amount in Rs. Lakhs)

Sl No.	BankName	CY SANCTION A/C No.	CY SANCTION Amt.	CY DISBURSED A/C No.	CY DISBURSED Amt.	PMEGP O/S No.	PMEGP O/S Amt.	PMEGP NPA No.	PMEGP NPA Amt.	PMEGP NPA Amt. %
1	BOB	37	537.89	112	752.77	418	1525.44	35	178.58	11.71
2	BOI	2	12.35	2	12.35	326	804	57	102.93	12.8
3	BOM	1	10	1	10	0	0	0	0	0
4	CAN	16	72.58	15	59.48	339	1200.7	101	182.52	15.2
5	CBI	12	120.65	12	112.61	502	1862.56	246	659.65	35.42
6	IND	12	69.83	73	242.05	248	920.27	88	186.65	20.28
7	IOB	3	57.24	3	57.24	46	287.56	13	34.02	11.83
8	PNB	9	44.69	53	169.36	1374	2900.68	807	1526.89	52.64
9	PSB	7	35.75	7	34.96	410	787.04	297	358.53	45.55
10	SBI	18	31.35	18	26.05	1668	3237.66	829	1454.45	44.92
11	UCO	16	19.2	62	60.64	811	1227.15	443	946.42	77.12
12	UNI	3	19	3	16.75	9	25.57	0	0	0
Pub	Total	136	1030.53	361	1554.26	6151	14778.63	2916	5630.64	327.47
1	AXIS	0	0	0	0	178	204.42	54	60.57	29.63
2	BAND	0	0	0	0	0	0	0	0	0
3	HDFC	2	1.32	0	0	2	0.75	0	0	0
4	ICICI	0	0	1	0.34	3	2.25	1	0.36	16
5	IDBI	37	169.08	37	122.52	88	271.25	1	1.08	0.4
6	INDUS	0	0	0	0	0	0	0	0	0
7	NESFB	0	0	0	0	0	0	0	0	0
8	YES	0	0	0	0	0	0	0	0	0
Priv	Total	39	170.4	38	122.86	271	478.67	56	62.01	12.95
1	MRB	0	0	0	0	0	0	0	0	0
RRB	Total	0	0	0	0	0	0	0	0	0
1	MSCB	0	0	0	0	0	0	0	0	0
Grand	Total	175	1200.93	399	1677.12	6422	15257.3	2972	5692.65	340.42

**District-wise progress under PMEGP report of Manipur during the FY 2022-2023 & O/S as on date 30-09-2022
(Amount in Rs.Lakhs)**

Sl No.	DistrictName	CY SANCTION A/C No.	CY SANCTION Amt.	CY DISBURSED A/C No.	CY DISBURSED Amt.	PMEGP O/S No.	PMEGP O/S Amt.	PMEGP NPA No.	PMEGP NPA Amt.	PMEGP NPA Amt. %
1	BISHNUPUR	2	19	11	24.78	525	919.07	295	491.59	53.49
2	CHANDEL	6	8.55	10	10.4	63	53.61	36	32.26	60.18
3	CHURACHANDPUR	25	60.25	27	32.18	374	697.67	149	219.12	31.41
4	IMPHALEAST	19	110.57	70	286.21	710	2138.5	254	479.33	22.41
5	IMPHALWEST	83	898.78	157	1063.62	1500	5317.02	707	1876.7	35.3
6	JIRIBAM	0	0	0	0	23	37.75	5	9.83	26.04
7	KAKCHING	1	1.41	10	15.72	154	254.95	84	213.38	83.69
8	KAMJONG	0	0	0	0	0	0	0	0	0
9	KANGPOKPI	0	0	21	55.9	111	256.38	24	76.76	29.94
10	NONEY	0	0	0	0	0	0	0	0	0
11	PHERZAWL	0	0	0	0	0	0	0	0	0
12	SENAPATI	0	0	16	32.57	253	487.38	126	227.94	46.77
13	TAMENGLONG	6	22.87	12	25.74	232	337.32	116	137.29	40.7
14	TENGNOUNPAL	0	0	5	15.9	35	62.01	11	11.45	18.46
15	THOUBAL	10	43.4	20	63.17	475	1096.81	159	239.85	21.87
16	UKHRUL	5	4.75	22	24.88	302	362.51	177	222.7	61.43
Grand Total		157	1169.58	381	1651.07	4757	12020.98	2143	4238.2	35.26

**Bankwise Progress under EDUCATION LOAN Report of Manipur during the FY-2022-2023 & O/S as on date
30-09-2022**

(Rs. In Lakhs)

Sl No.	Bank Name	Sanctioned No	of which girl student Sanctioned No	Sanctioned Amt	of which girl student Sanctioned Amt	Disb. Number	of which girl student Disb No	Disb. Amt	of which girl student Disb Amt	OS No	of which girl student OS No	OS amt	of which girl student OS Amt
1	BOB	21	12	246.21	295.85	43	25	98.9	76.8	110	60	514.68	330.08
2	BOI	3	1	35.27	25	4	1	11.49	6.45	21	7	62.63	32.62
3	BOM	2	0	35.32	0	1	0	12	0	161	5	16	31.5
4	CAN	13	3	33.62	3.09	27	13	50.16	17.62	101	43	342.94	153.38
5	CBI	1	1	3	3	1	1	0	0	30	10	103.85	33.15
6	IND	0	0	0	0	3	2	2	1.56	29	18	152.87	100.69
7	IOB	2	0	9.41	0	4	2	5.5	2.9	7	4	39.42	35.27
8	PNB	11	1	128.15	3.62	7	2	26.97	2.24	162	64	622.41	259.73
9	PSB	0	0	0	0	0	0	0	0	14	3	72.98	10.77
10	SBI	32	21	79.87	47.44	72	40	271.82	144.81	330	147	1505.19	701.67
11	UCO	1	0	3.85	0	1	0	1.05	0	24	13	120.21	57.46
12	UNI	0	0	0	0	0	0	0	0	5	3	15.42	16.79
Public	Total	86	39	574.7	378	163	86	479.89	252.38	994	377	3568.6	1763.11
1	AXIS	0	0	0	0	2	0	2.07	0	12	0	115.69	0
2	BAND	0	0	0	0	0	0	0	0	0	0	0	0
3	HDFC	1	0	3.75	0	1	0	3.75	0	2	0	7.71	0
4	ICICI	3	3	114	114	3	3	39.74	39.74	6	5	86.14	86.14
5	IDBI	8	0	8	7	8	7	40.13	21.13	39	34	90.05	59.48
6	INDUS	0	0	0	0	0	0	0	0	0	0	0	0
7	NESFB	0	0	0	0	0	0	0	0	0	0	0	0
8	YES	0	0	0	0	0	0	0	0	0	0	0	0
Private	Total	12	3	125.75	121	14	10	85.69	60.87	59	39	299.59	145.62
1	MRB	7	4	18.4	10.6	7	4	7.52	3.16	14	7	29.64	8.08
RRB	Total	7	4	18.4	10.6	7	4	7.52	3.16	14	7	29.64	8.08
1	MSCB	0	0	0	0	0	0	0	0	3	3	0.79	0.79
Grand	Total	105	46	718.85	509.6	184	100	573.1	316.41	1070	426	3898.62	1917.6

District wise Progress under EDUCATION LOAN report of Manipur during the FY 2022-2023 & O/S as on date 30-09-2022

(Amount in Rs.Lakhs)

Sl No.	District Name	Sanctioned No	of which girl student Sanctioned No	Sanctioned Amt	of which girl student Sanctioned Amt	Disb. Number	of which girl student Disb No	Disb. Amt	of which girl student Disb Amt	OS No	of which girl student OS No	OS amt	of which girl student OS Amt
1	BISHNUPUR	3	1	60.08	54	3	1	19.4	14.99	26	10	146.95	86.81
2	CHANDEL	0	0	0	0	0	0	0	0	6	4	17.77	13.2
3	CHURACHANDPUR	10	2	68.8	67	13	9	63.31	51.25	73	48	156.7	97.48
4	IMPHALEAST	9	5	17.49	9.94	14	8	13.14	4.65	88	35	361.6	120.51
5	IMPHALWEST	69	35	515.02	372.45	122	67	396.53	218.08	717	257	2622.01	1301
6	JIRIBAM	0	0	0	0	0	0	0	0	1	1	0.51	0.51
7	KAKCHING	1	0	3.85	0	6	2	9.14	1.56	39	12	80.87	26.86
8	KAMJONG	0	0	0	0	0	0	0	0	0	0	0	0
9	KANGPOKPI	1	0	7.23	0	4	1	14.32	2.47	15	8	124.33	64.14
10	NONEY	0	0	0	0	0	0	0	0	1	1	6.14	6.14
11	PHERZAWL	0	0	0	0	0	0	0	0	0	0	0	0
12	SENAPATI	6	0	31.2	0	10	4	35.83	15.34	55	28	198.4	102.37
13	TAMENGLONG	2	1	1.61	0.56	6	5	4.13	3.12	9	7	18.27	12.22
14	TENGNUPAL	0	0	0	0	0	0	0	0	3	1	19.31	14.75
15	THOUBAL	4	2	13.57	5.65	6	3	17.3	4.95	32	13	135.11	68.72
16	UKHRUL	0	0	0	0	0	0	0	0	5	1	10.65	2.89
Grand Total		105	46	718.85	509.6	184	100	573.1	316.41	1070	426	3898.62	1917.6

**Bankwise Financing under Overall, Rural & PMAY housing Report of Manipur during the FY-2022-2023 & O/S as
on date 30-09-2022
(Amount in Rs.Lakhs)**

Sl No.	Bank Name	Housing Loan (PS) O/S No	Housing Loan (PS) O/S Amount	Housing Loan (NPS) O/S No	Housing Loan (NPS) O/S Amount	Rural Housing Loan O/S No	Rural Housing Loan O/S Amount	Housing Loan Eligible under PMAY O/S No	Housing Loan Eligible under PMAY O/S Amount	Current Year Disbursed under PMAY No	Current Year Disbursed under PMAY Amount	PMAY O/S No	PMAY O/S Amount
1	BOB	407	6469.63	272	6078.5	0	0	8	49.51	0	0	0	0
2	BOI	4	2.4	0	0	0	0	0	0	0	0	0	0
3	BOM	28	564.8	52	874.78	17	406.99	5	89	0	0	0	0
4	CAN	106	889.59	51	1146.61	0	0	0	0	0	0	0	0
5	CBI	48	434.57	2	118.81	5	80.57	0	0	0	0	0	0
6	IND	100	1396.42	0	0	20	315.97	2	20.69	0	0	2	20.69
7	IOB	80	1449.14	87	1423.62	0	0	1	17.31	0	0	0	0
8	PNB	41	426.83	88	1636.74	0	0	0	0	0	0	0	0
9	PSB	152	1728.15	0	0	0	0	154	1727.89	65	724.55	154	1727.89
10	SBI	1564	18917	4189	72861	1278	215	2	25	0	0	2	25
11	UCO	587	6118.88	68	1615.2	0	0	1	20	0	0	1	20
12	UNI	7	96.11	17	568.9	0	0	0	0	0	0	0	0
Public	Total	3124	38493.52	4826	86324.16	1320	1018.53	173	1949.4	65	724.55	159	1793.58
1	AXIS	1582	2710.2	12	638.37	0	0	0	0	0	0	0	0
2	BAND	0	0	0	0	0	0	0	0	0	0	0	0
3	HDFC	1990	2232.96	0	0	70	72.72	0	0	0	0	0	0
4	ICICI	29	469.94	268	6410.29	0	0	0	0	0	0	0	0
5	IDBI	52	653.54	126	1532.43	138	1881.85	2	19	0	0	2	19
6	INDUS	0	0	0	0	0	0	0	0	0	0	0	0
7	NESFB	0	0	0	0	0	0	0	0	0	0	0	0
8	YES	0	0	0	0	0	0	0	0	0	0	0	0
Private	Total	3653	6066.64	406	8581.09	208	1954.57	2	19	0	0	2	19
1	MRB	118	1317.91	42	720.07	46	584.4	0	0	0	0	3	13.04
RRB	Total	118	1317.91	42	720.07	46	584.4	0	0	0	0	3	13.04
1	MSCB	74	843.7	0	0	0	0	0	0	0	0	0	0
Grand	Total	6969	46721.77	5274	95625.32	1574	3557.5	175	1968.4	65	724.55	164	1825.62

**District wise Financing under Overall, Rural & PMAY housing report of Manipur during the FY 2022-2023 &
O/S as on date 30-09-2022
(Amount in Rs.Lakhs)**

Sl No.	District Name	Housing Loan (PS) O/S No	Housing Loan (PS) O/S Amount	Housing Loan (NPS) O/S No	Housing Loan (NPS) O/S Amount	Rural Housing Loan O/S No	Rural Housing Loan O/S Amount	Housing Loan Eligible under PMAY O/S No	Housing Loan Eligible under PMAY O/S Amount	Current Year Disbursed under PMAY No	Current Year Disbursed under PMAY Amount	PMAY O/S No	PMAY O/S Amount
1	BISHNUPUR	678	4135.53	406	8281.67	1	23.08	0	0	0	0	0	0
2	CHANDEL	75	749.57	64	1181.42	93	15	0	0	0	0	0	0
3	CHURACHANDPUR	327	3692.99	828	14480.95	863	1588.66	0	0	0	0	0	0
4	IMPHALEAST	1665	6632.8	363	6767.81	48	652.18	88	963.15	40	413.15	90	973.56
5	IMPHALWEST	3358	23912.8	2331	42074.91	154	1055.04	75	797.95	20	225.75	63	662.07
6	JIRIBAM	0	0	0	0	0	0	0	0	0	0	0	0
7	KAKCHING	118	1715.19	161	3087.55	0	0	0	0	0	0	0	0
8	KAMJONG	0	0	0	0	0	0	0	0	0	0	0	0
9	KANGPOKPI	84	1076.01	457	8790.94	39	22.72	0	0	0	0	0	0
10	NONEY	0	0	0	0	0	0	0	0	0	0	0	0
11	PHERZAWL	0	0	0	0	0	0	0	0	0	0	0	0
12	SENAPATI	150	2084.67	379	5738	17	12.5	0	0	0	0	0	0
13	TAMENGLONG	6	72.48	4	82.18	0	0	0	0	0	0	0	0
14	TENGNUPAL	33	491.2	36	822	64	12	0	0	0	0	0	0
15	THOUBAL	464	2072.76	243	4302.89	295	176.32	12	207.3	5	85.65	11	189.99
16	UKHRUL	11	85.77	2	15	0	0	0	0	0	0	0	0
Grand Total		6969	46721.77	5274	95625.32	1574	3557.5	175	1968.4	65	724.55	164	1825.62

Bankwise Priority Sector LOAN TO WEAKER SECTION O/S Report of Manipur as on date 30-09-2022
(Amount in Rs. Lakhs)

Sl No.	Bank Name	Small and Marginal Farmers		Scheduled Castes		Scheduled Tribes		DRI scheme		Self Help Groups		women beneficiaries		Minority communities		PMJDY		Others		Tot Weaker Sec O/S	
		No.	Amt.	No.	Amt.	No.	Amt.	No.	Amt.	No.	Amt.	No.	Amt.	No.	Amt.	No.	Amt.	No.	Amt.	No.	Amt.
1	BOB	1818	3167.66	181	962.22	2190	8859.16	0	0	88	71.97	1689	738.68	1208	4969.53	25	1.06	0	0	7199	18770.28
2	BOI	1660	3444.75	3	7.39	41	73.48	0	0	41	67.04	0	0	52	103.01	0	0	0	0	1797	3695.67
3	BOM	2	1.6	0	0	0	0	0	0	0	0	0	0	0	0	0	0	0	0	2	1.6
4	CAN	949	1397.28	38	122.26	962	2111.97	55	3.61	54	38.03	878	377.55	1430	4872.08	375	34.69	638	2498.76	5379	11456.23
5	CBI	619	1149.83	15	43.67	10	37.37	0	0	24	33.38	105	26.54	21	67.8	0	0	65	149.86	859	1508.45
6	IND	480	352.25	170	767.07	278	1198.81	1	0.1	2	1.83	309	61.48	47	682.59	0	0	0	0	1287	3064.13
7	IOB	57	118.53	43	84.37	185	993.26	0	0	0	0	121	76.19	57	171.81	0	0	0	0	463	1444.16
8	PNB	19495	31258.73	4	2.55	146	57.44	0	0	0	0	23	7.69	4	4.28	0	0	137	284.3	19809	31614.99
9	PSB	34	44.33	66	67.58	286	1284.56	0	0	0	0	31	19.36	19	47.69	0	0	29	30.03	465	1493.55
10	SBI	4117	4922.82	378	1314.22	19	225.74	0	0	191	214.39	1359	706.94	3292	10157.82	9	0.02	123	188.09	9488	17730.04
11	UCO	442	116.12	202	257.34	2103	3331.03	0	0	48	57.35	879	276.71	94	322.1	0	0	968	2642.97	4736	7003.62
12	UNI	11	28.83	3	63.95	66	547.75	0	0	0	0	21	7	68	608.92	3	0.02	56	493.96	228	1750.43
Pub	Total	29684	46002.73	1103	3692.62	6286	18720.57	56	3.71	448	483.99	5415	2298.14	6292	22007.63	412	35.79	2016	6287.97	51712	99533.15
1	APBL	0	0	0	0	0	0	0	0	0	0	0	0	0	0	0	0	0	0	0	0
2	AXIS	3796	7826.12	28	159.6	75	515.91	0	0	0	0	1348	332.93	181	1000.12	0	0	236	287.11	5664	10121.79
3	BAND	530	191.43	2840	1249.12	582	177.5	0	0	0	0	16077	5637.08	0	0	0	0	0	0	20029	7255.13
4	HDFC	655	955.03	8	23.98	113	297.93	0	0	0	0	13982	3157.24	159	408.66	0	0	131	86.29	15048	4929.13
5	ICICI	2210	3988.68	0	0	16	19.54	0	0	0	0	66	35.53	4	1.95	0	0	0	0	2296	4045.7
6	IDBI	107	149.95	0	0	3	4.4	0	0	0	0	10	3.11	343	1160.33	0	0	43	191	506	1508.79
7	INDUS	1	5.98	1	7.42	3	19.9	0	0	0	0	7	30.16	13	68.01	0	0	1	5.98	26	137.45
8	NESFB	0	0	0	0	0	0	0	0	0	0	0	0	0	0	0	0	3016	424.4	3016	424.4
9	YES	0	0	0	0	0	0	0	0	0	0	0	0	2	160	0	0	2	160	4	320
Priv	Total	7299	13117.19	2877	1440.12	792	1035.18	0	0	0	0	31490	9196.05	702	2799.07	0	0	3429	1154.78	46589	28742.39
1	MRB	15941	9843.81	486	350.15	2644	2307.13	0	0	2393	2374.3	13635	5025.12	4880	3580.13	128	3.96	0	0	40107	23484.6
RRB	Total	15941	9843.81	486	350.15	2644	2307.13	0	0	2393	2374.3	13635	5025.12	4880	3580.13	128	3.96	0	0	40107	23484.6
1	MSCB	2712	4093.44	650	927.61	1397	1329.76	0	0	706	667.12	750	352.72	153	151.93	0	0	997	505.5	7365	8028.08
Grand	Total	55636	73057.17	5116	6410.5	11119	23392.64	56	3.71	3547	3525.41	51290	16872.03	12027	28538.76	540	39.75	6442	7948.25	145773	159788.2

**Districtwise Priority Sector LOAN TO WEAKER SECTION O/S Report of Manipur as on date 30-09-2022
(Amount in Rs. Lakhs)**

Sl No.	District Name	Small and Marginal		Scheduled Castes		Scheduled Tribes		DRI scheme		Self Help Groups		women beneficiaries		Minority communities		PMJDY		Others		Tot Weaker Sec O/S	
		No.	Amt.	No.	Amt.	No.	Amt.	No.	Amt.	No.	Amt.	No.	Amt.	No.	Amt.	No.	Amt.	No.	Amt.	No.	Amt.
1	BISHNUPUR	8949	8611.6	484	707.83	159	219.29	0	0	504	422.36	6338	2268.2	559	507.8	2	0.05	703	1366.9	17698	14104
2	CHANDEL	109	56.85	0	0	283	379.54	0	0	2	0.45	55	30.67	151	488.35	0	0	9	14.91	609	970.77
3	CHURACHANDPUR	4140	8000.3	9	28.56	2997	6101.8	1	0.02	130	92.35	970	448.51	3043	7826.1	138	9.8	209	362.86	11637	22870
4	IMPHALEAST	5844	6027.8	94	150.91	646	2979.6	0	0	959	970.25	12997	3780.8	651	1600.1	144	4.41	1706	1148.8	23041	16663
5	IMPHALWEST	19762	26313	489	1129.1	1802	7251.7	5	0.41	630	690.68	12715	4291.4	1475	8183.5	114	15.95	2975	3999.2	39967	51875
6	JIRIBAM	382	406.8	500	189.97	401	141.55	0	0	38	32.21	2767	952.06	0	0	0	0	55	18.05	4143	1740.6
7	KAKCHING	2294	3120.3	3307	3479.4	290	199.16	0	0	235	193.57	3497	1438.1	72	104.93	0	0	60	151.05	9755	8686.4
8	KAMJONG	0	0	0	0	0	0	0	0	0	0	3	0.21	10	13.86	0	0	0	0	13	14.07
9	KANGPOKPI	757	738.75	64	416.65	750	1669.6	0	0	37	37.64	213	108.31	625	1816.9	2	0.01	2	5.2	2450	4793.1
10	NONEY	538	454.48	3	3.06	743	686.32	8	0.91	74	68.17	303	174.15	762	719.03	8	0.25	8	1.57	2447	2107.9
11	PHERZAWL	17	15.73	0	0	0	0	0	0	0	0	3	2.95	20	22.12	0	0	0	0	40	40.8
12	SENAPATI	2166	2306.7	0	0	665	1022.2	0	0	50	65.16	679	290.15	1477	3467.9	1	0.01	23	53.78	5061	7205.8
13	TAMENGLONG	1597	3925.9	0	0	259	393.92	42	2.37	3	3.66	98	29.71	387	881.16	5	0.42	71	165.36	2462	5402.5
14	TENGNUUPAL	800	1418	9	22.49	898	890.57	0	0	181	208.76	366	202.55	729	859.1	3	0.06	48	92.83	3034	3694.4
15	THOUBAL	6649	7773.4	157	282.59	83	130.79	0	0	605	587.27	10120	2776.4	1807	1719.4	123	8.79	463	490.39	20007	13769
16	UKHRUL	1632	3887.5	0	0	1143	1326.6	0	0	99	152.88	166	78.05	259	328.59	0	0	110	77.37	3409	5851
Grand Total		55636	73057	5116	6410.5	11119	23393	56	3.71	3547	3525.4	51290	16872	12027	28539	540	39.75	6442	7948.3	145773	159788

**Bankwise Progress under Finance to SC/ST Report of Manipur during the FY-2022-2023 & O/S as on date
30-09-2022**

(Amount in Rs. Lakhs)

Sl No.	Bank Name	SC Disb No.	SC Disb Amt.	SC O/S No.	SC O/S Amt.	ST Disb No.	ST Disb Amt.	ST O/S No.	ST O/S Amt.
1	BOB	54	197.38	181	962.22	472	2525.71	2190	8859.16
2	BOI	1	2.18	7	12.15	29	69.95	347	948.04
3	BOM	3	30	56	216	2	24.5	89	140
4	CAN	7	19.25	49	235.75	77	306.89	1228	4216.18
5	CBI	9	51.82	9	32.92	80	645.64	84	220.07
6	IND	39	118.88	243	1041.19	37	104.58	591	1661.34
7	IOB	4	12.76	47	101.34	31	178.76	276	1659.87
8	PNB	34	211.18	879	2118.69	729	4612.47	13637	26902.6
9	PSB	17	19.64	117	100.72	10	14.97	236	1208.86
10	SBI	423	1794.1	2051	8433.79	167	911.16	765	4226.21
11	UCO	27	118.1	239	473.72	124	360.78	2763	5847.14
12	UNI	4	38.1	12	110.73	11	53.91	80	623.14
Pub	Total	622	2613.39	3890	13839.22	1769	9809.32	22286	56512.61
1	AXIS	0	0	176	607.44	0	0	351	1678.96
2	BAND	425	307.88	2840	1249.12	98	64.52	582	224.5
3	HDFC	0	0	8	23.98	8	65.93	113	297.93
4	ICICI	13	39.38	148	381	67	416.33	375	2229.08
5	IDBI	0	0	128	57	25	188.46	1493	3525.81
6	INDUS	0	0	1	7.42	0	0	3	19.9
7	NESFB	0	0	0	0	2	1.49	16	5.52
8	YES	0	0	0	0	0	0	0	0
Priv	Total	438	347.26	3301	2325.96	200	736.73	2933	7981.7
1	MRB	23	41.7	486	350.15	440	688.79	2677	2372.82
RRB	Total	23	41.7	486	350.15	440	688.79	2677	2372.82
1	MSCB	119	172.08	672	971.29	352	267.32	1316	1453.69
Grand	Total	1202	3174.43	8349	17486.62	2761	11502.16	29212	68320.82

**Districtwise Progress under Finance to SC/ST Report of Manipur during the FY 2022-2023 & O/S as on date
30-09-2022**

(Amount in Rs.Lakhs)

Sl No.	District Name	SC Disb No	SC Disb Amt	SC O/S No	SC O/S Amt	ST Disb No	ST Disb Amt	ST O/S No	ST O/S Amt
1	BISHNUPUR	124	348.08	797	1738.42	98	494.21	652	2924.48
2	CHANDEL	7	45.43	26	132.45	25	75.84	360	799.89
3	CHURACHANDPUR	24	101.09	118	457.3	1002	3155.97	5385	16218.79
4	IMPHALEAST	30	115.01	257	635.37	93	832.04	997	4994.66
5	IMPHALWEST	150	624.73	1348	3592.19	433	2735.54	11220	23028.11
6	JIRIBAM	46	29.93	526	251.34	51	64.48	502	393.19
7	KAKCHING	734	1492.97	4637	8418.93	95	181.1	470	1080.26
8	KAMJONG	0	0	3	26.91	2	13.9	7	58.88
9	KANGPOKPI	22	75.96	108	609.52	130	372.53	1075	2004.63
10	NONEY	3	3	8	17.64	66	160.8	754	737.91
11	PHERZAWL	0	0	1	4.11	0	0	5	35.56
12	SENAPATI	12	84.73	50	283.32	111	564.14	1871	3386.37
13	TAMENGLONG	1	4.95	11	23.74	163	1081.15	1764	4498.16
14	TENGNOUNPAL	17	110.95	60	267.63	171	390.88	1270	2106.7
15	THOUBAL	26	84.2	384	932.16	17	55.71	231	673.62
16	UKHRUL	6	53.4	15	95.59	304	1323.87	2649	5379.61
Grand Total		1202	3174.43	8349	17486.62	2761	11502.16	29212	68320.82

**Bankwise Progress under Loans disbursement to MINORITY COMMUNITIES Report of Manipur during the
FY-2022-2023 upto 30-09-2022**

(Amount in Rs. Lakhs)

Sl No.	Bank Name	CHRISTIANS		MUSLIMS		BUDDHISTS		SIKHS		ZORASTRIANS		JAINS		Tot Minority Disb	
		No.	Amt.	No.	Amt.	No.	Amt.	No.	Amt.	No.	Amt.	No.	Amt.	No.	Amt.
1	BOB	36	286.76	126	757.88	0	0	0	0	0	0	0	0	162	1044.64
2	BOI	57	201.29	13	51.58	0	0	0	0	0	0	0	0	70	252.87
3	BOM	4	28.5	1	5	0	0	0	0	0	0	0	0	5	33.5
4	CAN	121	308.55	6	12.31	1	6.45	0	0	0	0	0	0	128	327.31
5	CBI	200	775.74	0	0	0	0	1	18	0	0	0	0	201	793.74
6	IND	61	337.41	7	484.57	0	0	0	0	0	0	0	0	68	821.98
7	IJOB	31	178.76	5	11.84	0	0	0	0	0	0	0	0	36	190.6
8	PNB	1308	8164.52	156	715.21	1	3	0	0	0	0	0	0	1465	8882.73
9	PSB	165	181.33	10	11	0	0	0	0	0	0	0	0	175	192.33
10	SBI	29266	39981.27	4555	5992.64	41	43.85	70	119.45	5	0	1	0	33938	46137.21
11	UCO	263	798.67	10	32.57	0	0	4	8.22	0	0	0	0	277	839.46
12	UNI	15	137.58	5	56.24	0	0	0	0	0	0	0	0	20	193.82
Pub	Total	31527	51380.38	4894	8130.84	43	53.3	75	145.67	5	0	1	0	36545	59710.19
1	AXIS	221	1193.11	134	305.87	0	0	26	98.39	0	0	1	5	382	1602.37
2	BAND	106	66.27	120	73.59	0	0	0	0	0	0	0	0	226	139.86
3	HDFC	229	154.77	816	247.49	0	0	1	0.41	0	0	1	0.74	1047	403.41
4	ICICI	113	831.61	110	486.62	5	31.94	2	23.5	0	0	0	0	230	1373.67
5	IDBI	95	500.18	5	30.15	0	0	0	0	0	0	0	0	100	530.33
6	INDUS	1	1.52	4	6.78	0	0	0	0	0	0	0	0	5	8.3
7	NESFB	6	4.47	0	0	0	0	0	0	0	0	0	0	6	4.47
8	YES	0	0	0	0	0	0	0	0	0	0	2	160	2	160
Priv	Total	771	2751.93	1189	1150.5	5	31.94	29	122.3	0	0	4	165.74	1998	4222.41
1	MRB	778	1089.06	212	378.98	0	0	0	0	0	0	0	0	990	1468.04
RRB	Total	778	1089.06	212	378.98	0	0	0	0	0	0	0	0	990	1468.04
1	MSCB	378	314.9	17	37.87	0	0	0	0	0	0	0	0	395	352.77
Grand	Total	33454	55536.27	6312	9698.19	48	85.24	104	267.97	5	0	5	165.74	39928	65753.41

**District wise Loans Outstandings to MINORITY COMMUNITIES report of Manipur as on date
30-09-2022**

(Amount in Rs. Lakhs)

Sl No.	District Name	CHRISTIANS		MUSLIMS		BUDDHISTS		SIKHS		ZORASTRIAN		JAINS		Tot Loan to	
		No.	Amt.	No.	Amt.	No.	Amt.	No.	Amt.	No.	Amt.	No.	Amt.	No.	Amt.
1	BISHNUPUR	1061	5044.31	720	1444.3	9	46.53	54	255.72	0	0	2	29.94	1846	6820.8
2	CHANDEL	3305	13662.6	56	217.86	2	19.3	0	0	0	0	0	0	3363	13899.8
3	CHURACHANDPUR	12035	51649.5	747	2895.1	10	68.01	10	53.42	0	0	0	0	12802	54666.1
4	IMPHALEAST	2579	12088.1	2075	4061.02	8	40.32	33	114.16	0	0	5	9.21	4700	16312.8
5	IMPHALWEST	16291	51202.1	3621	15297.1	18	103.03	90	391.43	1	4.55	28	582.59	20049	67580.9
6	JIRIBAM	429	479.62	1118	499.96	1	0.53	0	0	0	0	0	0	1548	980.11
7	KAKCHING	703	2348.99	222	601.14	0	0	7	12.08	0	0	0	0	932	2962.21
8	KAMJONG	189	665.59	6	16.98	1	9.84	0	0	0	0	0	0	196	692.41
9	KANGPOKPI	4105	16688.6	258	997.51	3	10.12	6	31.99	0	0	0	0	4372	17728.2
10	NONEY	976	1794.89	7	39.57	0	0	3	9.37	0	0	0	0	986	1843.83
11	PHERZAWL	128	644.96	2	6.3	0	0	0	0	0	0	0	0	130	651.26
12	SENAPATI	7773	29065.9	56	261.01	4	22.71	6	33.82	2	1.15	0	0	7841	29384.6
13	TAMENGLONG	1994	5073.35	18	57.48	0	0	0	0	0	0	0	0	2012	5130.83
14	TENGNUPAL	2565	8248.78	129	465.09	5	40.56	2	6.4	0	0	0	0	2701	8760.83
15	THOUBAL	500	1533.83	3412	7250.08	3	0.12	73	185.11	2	24.1	1	0.74	3991	8993.98
16	UKHRUL	3851	11970.4	24	117.99	2	1.81	2	11.04	1	7.01	0	0	3880	12108.2
Grand Total		58484	212162	12471	34228.5	66	362.88	286	1104.54	6	36.81	36	622.48	71349	248517

Bankwise Progress under PMJDY Report of Manipur as on date 30-09-2022
(Amount in Rs. Lakhs)

Sl No.	Bank Name	Rural No	Urban No	Male No	Female No	Total PMJDY No.	No of Zero Balance A/c	Amt Deposits held in the A/c	No of Rupay Card Issued	No of Rupay Card Activated	No of Aadhaar Seeded
1	BOB	20541	17982	17012	21510	38522	1628	979.36	13650	8572	28226
2	BOI	50	10	33	27	60	13	8	4	5	60
3	BOM	15	187	152	50	202	80	3	127	127	118
4	CAN	7563	7092	6710	7945	14655	2821	286	5903	2107	10288
5	CBI	13861	41965	24154	31672	55826	1277	1011.86	22970	22970	45243
6	IND	147	12775	5126	7793	12919	414	121.2	1934	1498	11445
7	IOB	11003	6434	8717	8720	17437	17437	246.21	16395	16395	16367
8	PNB	39355	213823	111325	141853	253178	12602	1265.41	217764	62914	210563
9	PSB	4303	5783	6079	4007	10086	46	160.91	7595	6681	6419
10	SBI	166124	165326	141017	190372	331389	7363	8145.24	371591	205776	179668
11	UCO	43561	9088	22685	29728	52413	8407	1516.63	26312	21837	36803
12	UNI	9347	0	2927	6420	9347	1498	145.55	6429	3234	7701
Pub	Total	315870	480465	345937	450097	796034	53586	13889.37	690674	352116	552901
1	AXIS	1336	6853	3596	4593	8189	1279	171.43	6687	4541	1536
2	BAND	0	0	0	0	0	0	0	0	0	0
3	HDFC	2555	2096	1981	2670	4651	1300	125.72	4651	1991	2277
4	ICICI	1022	1031	700	1353	2053	154	36.57	2004	767	443
5	IDBI	46	1401	674	773	1447	193	39.69	1229	0	1142
6	INDUS	1	2397	607	1791	2398	1111	20.23	2387	873	2206
7	NESFB	0	0	0	0	0	0	0	0	0	0
8	YES	0	65	23	42	65	0	1.61	64	52	52
Priv	Total	4960	13843	7581	11222	18803	4037	395.25	17022	8224	7656
1	MRB	117838	101202	89782	128441	218223	19990	5365.1	75514	71780	168055
RRB	Total	117838	101202	89782	128441	218223	19990	5365.1	75514	71780	168055
1	MSCB	22865	3411	10051	16225	26276	11864	889.8	2729	2729	10593
Grand	Total	461533	598921	453351	605985	1059336	89477	20539.52	785939	434849	739205

District wise progress under PMJDY report of Manipur as on date 30-09-2022
(Amount in Rs.Lakhs)

Sl No.	District Name	Rural No	Urban No	Male No	Female No	Total PMJDY No.	No of Zero Balance A/c	Amt Deposits held in the A/c	No of Rupay Card Issued	No of Rupay Card Activated	No of Aadhaar Seeded
1	BISHNUPUR	39505	102754	57772	84266	142038	11924	1880.01	86763	55166	97267
2	CHANDEL	13589	0	6173	7414	13587	955	357.72	13017	7735	8346
3	CHURACHANDPUR	88835	4107	42017	50914	92931	5479	2851.51	74118	44768	56411
4	IMPHALEAST	71524	84497	64028	91881	155909	13017	3287.83	97789	56252	111363
5	IMPHALWEST	47324	176382	89664	133765	223429	24019	4651.74	176843	89379	173592
6	JIRIBAM	19122	0	9177	9945	19122	340	97.83	14868	7432	16635
7	KAKCHING	7581	65970	30994	42495	73489	4951	750.02	52188	30297	56955
8	KAMJONG	2270	0	1131	1137	2268	58	80.73	2538	1589	589
9	KANGPOKPI	30359	2128	16256	16227	32483	7933	676.81	24682	19065	17977
10	NONEY	9256	0	4865	4363	9228	239	757.93	7723	6207	5223
11	PHERZAWL	165	0	84	81	165	5	8.79	223	91	139
12	SENAPATI	40665	3	18724	21704	40428	955	1378.08	43774	21511	19183
13	TAMENGLONG	3673	21844	11574	13943	25517	2092	167.98	26708	10307	20494
14	TENGNUPAL	10883	6341	7652	9558	17210	908	410.84	17898	8844	12974
15	THOUBAL	71328	69806	59990	81009	140999	14759	1813.03	83771	56714	92129
16	UKHRUL	5454	65089	33250	37283	70533	1843	1368.67	63036	19492	49928
Grand Total		461533	598921	453351	605985	1059336	89477	20539.52	785939	434849	739205

Bankwise Progress under SOCIAL SECURITY SCHEME Report of Manipur as on date 30-09-2022

Sl No.	Bank Name	Enrolment under PMJJBY	eligible cases under PMJJBY	renewals under PMJJBY	Enrolment under PMSBY	eligible cases under PMSBY	renewals under PMSBY	Enrolment under APY	Total Enrolment No.
1	BOB	5845	8905	1259	21381	4945	7555	2510	29736
2	BOI	33	275	33	109	310	52	23	165
3	BOM	41	59	1589	80	153	2753	31	152
4	CAN	3490	50453	1292	7506	61499	4133	1467	12463
5	CBI	1815	90971	1258	4694	122647	3775	221	6730
6	IND	568	482	96	1916	1877	312	735	3219
7	IOB	3024	10618	2689	3889	12626	3359	322	7235
8	PNB	63362	3336743	338	200557	4508382	1733	38148	302067
9	PSB	2165	2146	2146	11058	11058	11033	1157	14380
10	SBI	144662	436896	20600	389503	743845	79230	6823	540988
11	UCO	4521	137819	2910	8567	189479	6244	1452	14540
12	UNI	347	10819	282	1261	14339	1172	75	1683
Pub	Total	229873	4086186	34492	650521	5671160	121351	52964	933358
1	AXIS	259	53679	137	707	64500	390	2757	3723
2	BAND	0	0	0	0	0	0	3	3
3	HDFC	1048	1048	317	1764	1764	784	637	3449
4	ICICI	1	10609	0	0	16123	0	2	3
5	IDBI	465	6933	130	878	8226	343	242	1585
6	INDUS	39	1598	0	384	2252	0	7	430
7	NESFB	0	0	0	0	0	0	0	0
8	YES	1	1552	0	6	1862	6	1	8
Priv	Total	1813	75419	584	3739	94727	1523	3649	9201
1	MRB	20949	98084	12571	59475	205842	48643	2245	82669
RRB	Total	20949	98084	12571	59475	205842	48643	2245	82669
1	MSCB	440	1210	254	3185	4341	2517	0	3625
Grand	Total	253075	4260899	47901	716920	5976070	174034	58858	1028853

District wise progress under SOCIAL SECURITY SCHEME report of Manipur as on date 30-09-2022

Sl No.	District Name	Enrolment under PMJJBY	eligible cases under PMJJBY	renewals under PMJJBY	Enrolment under PMSBY	eligible cases under PMSBY	renewals under PMSBY	Enrolment under APY	Total Enrolment No.
1	BISHNUPUR	18167	309124	3328	60213	451948	15203	5926	84306
2	CHANDEL	5077	21699	673	13698	34446	2392	144	18919
3	CHURACHANDPUR	24504	341951	4467	54501	492795	11772	2447	81452
4	IMPHALEAST	31081	447246	8613	98690	627456	33418	8159	137930
5	IMPHALWEST	72068	1144076	16314	217975	1606232	56709	22127	312170
6	JIRIBAM	4280	199923	27	9753	252128	103	2493	16526
7	KAKCHING	16462	392929	2012	54138	554181	13130	2836	73436
8	KAMJONG	526	2309	28	1520	3997	324	17	2063
9	KANGPOKPI	19721	30491	2684	27768	50174	5443	663	48152
10	NONEY	2120	10275	637	6111	13564	2303	252	8483
11	PHERZAWL	186	470	23	965	729	188	8	1159
12	SENAPATI	21576	146515	1120	51810	199026	6913	1693	75079
13	TAMENGLONG	2845	279415	31	15287	353436	635	2849	20981
14	TENGNOUNPAL	9080	86852	1629	21833	116463	4470	1084	31997
15	THOUBAL	17150	410885	5342	60530	591128	17761	4980	82660
16	UKHRUL	8232	436739	973	22128	628367	3270	3180	33540
Grand Total		253075	4260899	47901	716920	5976070	174034	58858	1028853

**Bankwise Progress under AADHAAR
Authentication Report of Manipur as
on date 30-09-2022**

Sl No.	Bank Name	Number of operative CASA	Number of Aadhaar seeded CASA	Number of Authenticated CASA
1	BOB	127828	96718	50282
2	BOI	787	739	737
3	BOM	9296	6516	7912
4	CAN	45758	42250	10868
5	CBI	92134	71985	50608
6	IND	41562	26785	22051
7	IOB	28971	28965	25104
8	PNB	564833	391513	10663
9	PSB	41321	39523	39523
10	SBI	969889	410774	384212
11	UCO	129362	127074	127074
12	UNI	9585	8617	8617
Public	Total	2061326	1251459	737651
1	AXIS	77920	17648	31644
2	BAND	37991	12366	12331
3	HDFC	35426	13074	12518
4	ICICI	20822	16351	14747
5	IDBI	9711	8118	4528
6	INDUS	9217	9217	9217
7	NESFB	10903	0	0
8	YES	1546	1074	910
Private	Total	203536	77848	85895
1	MRB	375750	298875	280673
RRB	Total	375750	298875	280673
1	MSCB	187948	105471	221041
Grand	Total	2828560	1733653	1325260

**District wise progress under AADHAAR
Authentication report of Manipur as on
date 30-09-2022**

Sl No.	District Name	Number of operative CASA	Number of Aadhaar seeded CASA	Number of Authenticated CASA
1	BISHNUPUR	272927	174020	172484
2	CHANDEL	35406	19781	18098
3	CHURACHANDPUR	255945	169438	105117
4	IMPHALEAST	410269	286726	237737
5	IMPHALWEST	833746	504002	404239
6	JIRIBAM	51544	33290	5560
7	KAKCHING	171873	111944	80468
8	KAMJONG	5272	1481	2300
9	KANGPOKPI	99208	50767	49097
10	NONEY	21178	12294	11649
11	PHERZAWL	936	368	502
12	SENAPATI	125153	46755	38853
13	TAMENGLONG	54582	34590	2006
14	TENGNOUNPAL	47274	28292	21762
15	THOUBAL	301328	186227	135448
16	UKHRUL	141919	73678	39940
Grand	Total	2828560	1733653	1325260

**Bankwise Progress under DIGITAL TRANSACTION Report of Manipur during the FY-2022-2023 upto date 30-09-2022
(Rs. In Lakhs)**

Sl No.	Bank Name	BHIM/UPI		BHIM Aadhaar		Bharat QR Code		IMPS		Cards (Debit & Credit)		USSD	
		No.	Amt.	No.	Amt.	No.	Amt.	No.	Amt.	No.	Amt.	No.	Amt.
1	BOB	2010839	44615.96	188	6.18	0	0	86033	13307.65	399645	13894.45	9	0.18
2	BOI	550	131	45	16	65	24	350	82	125	125	0	0
3	BOM	48	9.6	26	4.06	15	2.5	55	21	363	90	0	0
4	CAN	611257	17872.51	0	0	0	0	76068	922747.03	50009	1709.05	0	0
5	CBI	16521	17056.24	118	3.83	0	0	7478	4228.09	13777	3238.78	0	0
6	IND	338650	6085.1	0	0	0	0	19748	3658.04	78360	2757.79	0	0
7	IOB	2026	161.58	84	39.92	129	71.96	2970	215.62	10491	275.21	0	0
8	PNB	3091845	91626	348	16.29	0	0	167778	14608.06	749535	40816.37	0	0
9	PSB	71428	7504	0	0	0	0	5745	1162.45	151572	13943.43	0	0
10	SBI	2	0.02	24131544	588565.76	0	0.01	620	16.85	459	9.02	1663824	30756.2
11	UCO	0	0	0	0	16	0.37	68572	6585.3	241853	12207.93	0	0
12	UNI	182170	4555.89	31	0.46	0	0	12813	1105.66	2189	2.46	0	0
Public	Total	6325336	189617.9	24132384	588652.5	225	98.84	448230	967737.75	1698378	89069.49	1663833	30756.38
1	AXIS	29114	92239.16	0	0	7786	536.62	10755	4004041.05	18213	6719.2	0	0
2	BAND	495425	16215.66	0	0	0	0	44589	6126.56	48441	2010.53	0	0
3	HDFC	1021708787	62540730	0	0	741	11.81	94699224	28152128.1	344746	11789.9	0	0
4	ICICI	9136	16348.33	3	0.05	8794	6036.25	5248	17516.03	5009	2187.14	0	0
5	IDBI	261926	6372.36	283	5.83	0	0	2779	861.47	289	8.47	0	0
6	INDUS	267554	14852.63	0	0	0	0	75324	13040.29	552	3.68	0	0
7	NESFB	0	0	0	0	0	0	0	0	1093	194.34	0	0
8	YES	54828	3056.35	0	0	89	159.81	15329	3610.85	17264	621.74	0	0
Private	Total	1022826770	62689814.5	286	5.88	17410	6744.49	94853248	32197324.4	435607	23535	0	0
1	MRB	758962	18553.95	3359	38	0	0	44043	2386.21	143953	68980.53	0	0
RRB	Total	758962	18553.95	3359	38	0	0	44043	2386.21	143953	68980.53	0	0
1	MSCB	0	0	0	0	0	0	2055	541.14	29413	1955.68	0	0
Grand	Total	1029911068	62897986.4	24136029	588696.38	17635	6843.33	95347576	33167989.5	2307351	183540.7	1663833	30756.38

District wise progress under DIGITAL TRANSACTION report of Manipur during the FY 2022-2023 upto date 30-09-2022

(Amount in Rs.Lakhs)

Sl No.	District Name	BHIM/UPI		BHIM Aadhaar		Bharat QR Code		IMPS		Cards (Debit &		USSD	
		No.	Amt.	No.	Amt.	No.	Amt.	No.	Amt.	No.	Amt.	No.	Amt.
1	BISHNUPUR	31406911	1863085.22	1602181	38078.88	408	25.26	2322903	775867.17	122944	6758.16	88698	1692.07
2	CHANDEL	93	116.27	587735	12964.41	80	7.66	2867	262.81	13374	520.96	37836	649.66
3	CHURACHANDPUR	76811928	5067973.75	2602629	55137.72	1118	576.12	9925423	3459977.14	151951	7536.25	177236	2862.82
4	IMPHALEAST	269004323	15063735.17	2890189	67088.24	4369	1605.36	16418231	5432850.84	330691	22833.46	191603	3467.11
5	IMPHALWEST	399235184	25054237.66	8683172	233043.03	9204	3861.24	46166279	15967710.32	1235906	124234.47	744894	14375.21
6	JIRIBAM	415327	12252.22	70790	1018.74	0	0	29050	3996.53	53375	2377.74	2459	48.29
7	KAKCHING	1622469	93741.53	1224637	28568.35	5	0	145096	55718.08	69018	3138.96	67533	1097.6
8	KAMJONG	0	0	91524	2116.72	0	0	1	0.01	0	0	3423	66.57
9	KANGPOKPI	1032634	64808.4	1230008	27752.54	32	12.59	85339	22235.36	24624	778.39	79865	1522.5
10	NONEY	689	24.63	179827	5882.06	0	0	108	551.05	35	1.25	6870	146.93
11	PHERZAWL	0	0	11184	241.49	0	0	0	0	0	0	299	8.22
12	SENAPATI	68293493	4590173.09	1640991	36916.27	341	23.84	6655470	2074981.78	35557	1883.2	86492	1666.32
13	TAMENGLONG	347617	10218.99	44235	920.98	0	0	17694	103785.13	54085	2364.54	1029	17.16
14	TENGNUPAL	43788	4692.31	530921	13625.83	120	11.83	5341	341715.72	20724	1082.6	32063	574.75
15	THOUBAL	181446038	11064684.04	1864827	44970.15	1956	719.42	13553942	4925749.43	122060	6179.98	92799	1661.76
16	UKHRUL	250574	8243.08	881179	20370.97	2	0.01	19832	2588.1	73007	3850.74	50734	899.41
Grand Total		1029911068	62897986.36	24136029	588696.38	17635	6843.33	95347576	33167989.47	2307351	183540.7	1663833	30756.38

Status of RSETIs in Manipur as on 30th September 2022

Progress in Rural Self-Employment Training Institute (RSETI): Churachandpur

Sponsoring Bank: State Bank of India

Name of Bank/ F I	State Bank of India	
District	Churachandpur	
Training Programme	Current Financial Year	Cumulative
No. of Training Programme	10	168
No. of Trainee	235	3480
Settlement		
With Bank Finance	161	981
With Self Finance	05	1098
Wage Employment	0	36
Total Settlement	166	2115
Settlement %	70.64	60.78

Review on inclusion of Financial Education in School Curriculum

The process is completed and removed as an Agenda item as decided in the 69th SLBC for the Qtr ended December 2021.

Financial literacy initiatives by Banks:

A. Setting up of CFL (Centre for Financial Literacy):

All 11 CFLs have been operationalised in the State

SL No.	Districts	Sponsor Bank	Block	Remarks
1	Senapati	SBI	Tadubi	Launched
2	Imphal West	SBI	Lamsang	Launched
3	Churachandpur	SBI	Lamka South TD	Launched
4	Chandel	SBI	Chandel	Launched
5	Kakching	SBI	Kakching	Launched
6	Kangpokpi	SBI	Kangpokpi	Launched
7	Imphal East	PNB	Keirao Bitra	Launched
8	Tengnoupal	PNB	Tengnoupal	Launched
9	Ukhrul	PNB	Ukhrul	Launched
10	Tamenglong	PNB	Tamenglong	Launched
11	Bishnupur	PNB	Moirang	Launched

Opening of Bank branches in Unbanked Blocks in Manipur

As decided in the SLBC, Sub-committee meeting held on 14.02.2013 at the Conference Hall of Manipur Secretariat, the following Banks have been allotted to open their Branches in the unbanked blocks as given below.

The SLBC Sub-Committee on Unbanked blocks, Unbanked ULBs, Digitalization and Financial Inclusion under the Chairmanship of the Chief Secretary, Government of Manipur on 30th May 2022 reviewed the progress of opening branches in Unbanked blocks and Unbanked ULBs. Approved minutes of the meeting have been circulated to all members of the committee. Member Banks /Dept. have been advised to submit their action taken reports. The present status is as under:

Sl No	District	Name & Block	Centre	Allotted Bank	Remarks/ Status
1	Kangpokpi	Island TD	Island	IOB	Opened
2	Kangpokpi	Saitu Gamphazol TD	Saitu Gmaphazol	PNB	Opened
3	Chandel	Khenjoy TD	Khenjoy	ICICI	Opened
4	Tengnoupal	Machi TD	Machi	BOB	Opened
5	Tengnoupal	Tengnoupal TD	Tengoupal	MRB	Opened
6	Tamenglong	Tamei TD	Tamei	SBI	Opened
7	Noney	Nungba TD	Nungba	MRB	Opened
8	Churachandpur	Lamka South TD	Lamka	MRB	Opened
9	Churachandpur	Samulamlan TD	Samulamlan	PNB	Opened
10	Churachandpur	Lanva TD	Pearsonmun	SBI	Opened
11	Churachandpur	Saikot TD	Saikot	MSCB	Opened
12	Pherzawl	Thanlon TD	Thanlon	SBI	Opened
13	Noney	Khoupum TD	Khoupum	UCO	Opened
14	Kamjong	Phungyar TD	Phungyar	CBI	Opened
15	Ukhrul	Lungchungmaphei TD	Lungchungmaphei	BOB	Opened
16	Ukhrul	Chingai TD	Chingai	BOB	Not Opened.
17	Kamjong	Kasom Khullen TD	Kasom Khullen	PSB	Not Opened.
18	Senapati	Wilong TD	Wilong	BOB	Not Opened.
19	Senapati	Phaibung Khullen TD	Phaibung Khullen	UCO	Not Opened.
20	Senapati	Purul TD	Purul	Indian Bank	Not opened.
21	Senapati	Paomata TD	Paomata	MSCB	Not opened
22	Kangpokpi	T Waichong TD	T.Waichong	PSB	Not opened
23	Tamenglong	Tousem TD	Tousem	PNB	Not opened.
24	Churachandpur	Henglep TD	Henglep (S.Kholian-site changed)	ICICI	Not opened.
25	Churachandpur	Sangaikot TD	Sangaikot	AXIS	Not opened.
26	Pherzawl	Vangai Range TD	Vangai Range	HDFC	Not opened.

27	Pherzawl	Tipaimukh TD	Tipaimukh	SBI	Not opened.
----	----------	--------------	-----------	-----	-------------

All allotted banks were advised to expedite the process of opening the branch in the allotted blocks in the last sub-committee meeting.

Total unbanked blocks identified as on 14.02.2013 : 27
Opened as on 30.09.2022 : 15
Pending as on 30.09.2022 : 12

In the “Review Meeting of Unbanked Blocks and DBT implementation in the State” held on 26-05-2020, 12 new Unbanked Blocks were allotted Banks for opening branches, and in 62th SLBC meeting held on 9th June 2020 Lungtin Block was re-allotted to PNB.

The progress was reviewed in the last SLBC meeting for March Quarter held on 25th September 2022.

NEW UNBANKED BLOCKS

SI No	District	Name & Block	Name of the Bank	Remarks/ Present Status
1	Jiribam	Bokobekra	HDFC	Not opened. A BC outlet has been setup as a temporary measure.
2	Kangpokpi	Champhai	PNB	Not opened.
3	Kangpokpi	Lhungtin		
4	Kangpokpi	Bungte Chiru	PSB	Not opened.
5	Kangpokpi	Kangchup Geljang	SBI	Branch opened
6	Ukhrul	Jessami	SBI	Not opened.
7	Kamjong	Shahanphung	BOI	Not opened.
8	Tengnoupal	Khangbarol	Canara Bank	Not opened.
9	Churachandpur	Mualnuam	AXIS Bank	Not opened. A BC outlet has been setup as a temporary measure.
10	Churachandpur	Kangvai	ICICI	Not opened.
11	Churachandpur	Suangdoh	PNB	Not opened.
12	Noney	Haochong	HDFC	Not opened. Construction in progress.

Allocation of Bank for opening branches at unbanked towns/ULBs in Manipur

Sl. No	Name of the ULB	District	Population (2011 Census)	Name of the Bank	Opening Status
A. Municipal Councils					
1	Sugnu MC	Kakching	5132	SBI	Branch opened
2	Lamlai MC	Imphal East	4601	Yes Bank	MRB Branch opened
3	Kakching Khunou MC	Kakching	11379	Canara Bank	Not opened.
4	Kwakta MC	Bishnupur	8579	BOM	Not opened.
5	Shikhong Sekmai MC	Thoubal	7390	Indusind Bank	Not opened.
B. NAGAR PANCHAYAT					
6	Samurou NP	Imphal West	16582	Union Bank of India	Not opened.
7	Thongkhong Laxmi NP	Imphal West	14878	PNB	Not opened.
8	Lilong (IW) NP	Imphal West	12427	PNB	Not opened.
9	Andro NP	Imphal East	8744	Canara Bank	Not opened.
10	Lamshang NP	Imphal West	8130	Indian Bank	Branch opened
11	Oinam NP	Bishnupur	7161	BOI	Branch opened

Roadmap for opening CBS Enabled Banking Outlet in villages having population more than 5000 without a bank branch of a scheduled commercial bank for the state of Manipur

Sl. No	Name of District	Name of Village with population >5000	Population	Bank Branch (Yes/No)- Name of Bank	Remarks	Allotted to Bank for opening of Branch duly approved in the DCC/SLBC	No of Brick & Mortar Br. To be opened (Jan-16 to Mar-16)	No of Brick & Mortar Br. To be opened (April-16 to Mar-2017)
1	Senapati	Makhrelui	5,971	Yes	Village located in Senapati town having SBI, HDFC, CBI, UBI, UCO bank br.	N/R		April-16 to Mar-2017
2	Senapati	Tadubi	5,847	Yes	SBI Opened			
3	Senapati	Kalinamei	7,053	No		Bank of Baroda		April-16 to Mar-2017
4	Senapati	Punanamei	6,380	No	UBI CSP	SBI		April-16 to Mar-2017
5	Senapati	Shajouba	7,456	No		UCO		April-16 to Mar-2017
6	Senapati	Laii	5,518	No		Bank of India		April-16 to Mar-2017
7	Senapati	Liyai Khullen	7,153	No		Union Bank		April-16 to Mar-2017
8	Senapati	Tungjoy	5,988	No		Canara Bank		April-16 to Mar-2017
9	Senapati	Phuba Khuman	5,526	No		Canara Bank		April-16 to Mar-2017
10	Senapati	Purul Atongba	5,043	No		Bank of Maharashtra		April-16 to Mar-2017
11	Senapati	Purul Akutpa	6,168	No		Punjab National Bank		April-16 to Mar-2017
12	Churachandpur	Tuibong	8,085	Yes	SBI Opened			
13	Churachandpur	Bijang	5,020	No	SBI CSP	Punjab National Bank		April-16 to Mar-2017

Sl. No	Name of District	Name of Village with population >5000	Population	Bank Branch (Yes/No)- Name of Bank	Remarks	Allotted to Bank for opening of Branch duly approved in the DCC/SLBC	No of Brick & Mortar Br. To be opened (Jan-16 to Mar-16)	No of Brick & Mortar Br. To be opened (April-16 to Mar-2017)
14	Churachandpur	Vengnuam	7,302	No	DCC Churachandpur confirmed that there are no banks within the boundary of the village.	Canara Bank		April-16 to Mar-2017
15	Bishnupur	Leimapokpam	8,120	No	MRB CSP	Indian Bank		April-16 to Mar-2017
16	Bishnupur	Ngaikhong Khullen	5,256	Yes	Village located in Bishnupur town having AXIS, SBI, UBI, UCO etc	N/R		April-16 to Mar-2017
17	Bishnupur	Kwakta (Pt)	10,735	No	UBI CSP	Axis Bank		April-16 to Mar-2017
18	Bishnupur	Kha Thingungei	10,107	No		Bank of India		April-16 to Mar-2017
19	Bishnupur	Thanga	14,316	No	UBI CSP	Central Bank of India		April-16 to Mar-2017
20	Bishnupur	Wangoo Ahallup	9,148	No	MRB CSP	HDFC		April-16 to Mar-2017
21	Thoubal	Maibam Konjil	5,696	No	SBI CSP	ICICI		April-16 to Mar-2017
22	Thoubal	Irong Chesaba	6,749	No	SBI CSP	HDFC		April-16 to Mar-2017
23	Thoubal	Leisangthem	6,118	No	SBI CSP	Indian Overseas Bank		April-16 to Mar-2017
24	Thoubal	Khekman	7,157	No	PSB Branch Opened	Punjab & Sind Bank		April-16 to Mar-2017
25	Thoubal	Mojjing	7,428	No	UBI CSP	Bank of Maharashtra		April-16 to Mar-2017
26	Thoubal	Khangabok	16,344	No	UBI CSP	Bank of Baroda		April-16 to Mar-2017
27	Thoubal	Sangaiyumpham	11,311	Yes	MRB opened	Manipur Rural Bank		April-16 to Mar-2017
28	Thoubal	Tentha	9,087	No	MRB CSP	Indusind Bank		April-16 to Mar-2017
29	Thoubal	Wangkhem	5,235	No	UBI CSP	Yes Bank		April-16 to Mar-2017
30	Thoubal	Heirok Part I (Pt)	9,574	No	MRB CSP	IDBI		April-16 to Mar-2017
31	Thoubal	Heirok Part II (Pt)	6,205	No	MRB CSP	Indian Bank		April-16 to Mar-2017
32	Kakching	Irengband	10,600	No	UBI CSP	Bank of Baroda		April-16 to Mar-2017
33	Kakching	Wabagai	8,578	No	UBI CSP	SBI		April-16 to Mar-2017

Sl. No	Name of District	Name of Village with population >5000	Population	Bank Branch (Yes/No)- Name of Bank	Remarks	Allotted to Bank for opening of Branch duly approved in the DCC/SLBC	No of Brick & Mortar Br. To be opened (Jan-16 to Mar-16)	No of Brick & Mortar Br. To be opened (April-16 to Mar-2017)
34	Kakching	Hiyanglam I	8,872	No	UBI CSP	Axis Bank		April-16 to Mar-2017
35	Kakching	Langmeidong	5,935	No	UBI CSP	Punjab National Bank		April-16 to Mar-2017
36	Kakching	Arong Nongmaikhong	5,571	No	MRB CSP	Punjab & Sind Bank		April-16 to Mar-2017
37	Kakching	Wangoo	6,134	No	CSP MRB	Indian Overseas Bank		April-16 to Mar-2017
38	Imphal West	Kanglatongbi	7,152	Yes	PNB Opened	Punjab National Bank		April-16 to Mar-2017
39	Imphal West	Sekmai(Part)	5,162	Yes	SBI Opened			
40	Imphal West	Khurkhul	6,450	No	CBI CSP	Central Bank of India		April-16 to Mar-2017
41	Imphal West	Patsoi	5,358	Yes	BOB Opened			
42	Imphal East	Keirao Makting	5,319	No	PNB CSP	Punjab National Bank		April-16 to Mar-2017
43	Imphal East	Tulihal	5,594	Yes	HDFC Yairipok Branch opened	Canara Bank		April-16 to Mar-2017
44	Imphal East	Yambem	5,705	No	SBI CSP	Union Bank		April-16 to Mar-2017
45	Imphal East	Changamdabi	6,419	No	SBI CSP	UCO Bank		April-16 to Mar-2017
46	Ukhrul	Hundung	10,785	No	UBI CSP	Bank of Baroda		April-16 to Mar-2017

Provision for banking services through banking outlets or part-time banking outlets in the villages as on 30-09-2022

Name of District	Total Villages	Above 5000			2000-5000			Below 2000			Total	
		Nos. of Villages	Banked	Unbanked	Nos. of Villages	Banked	Unbanked	Nos. of Villages	Banked	Unbanked	Banked	Unbanked
Imphal West	107	4	4	0	36	36	0	67	67	0	107	0
Imphal East	141	4	4	0	42	42	0	95	95	0	141	0
Jiribam	50	0	0	0	2	2	0	48	48	0	50	0
Thoubal	61	11	11	0	21	21	0	29	29	0	61	0
Kakching	26	6	6	0	20	20	0	10	10	0	26	0
Bishnupur	48	6	6	0	20	20	0	22	22	0	48	0
Churachandpur	507	3	3	0	14	14	0	490	490	0	507	0
Pherzawl	89	0	0	0	2	2	0	87	73	14	75	14
Senapati	136	11	11	0	42	42	0	83	83	0	136	0
Kangpokpi	533	0	0	0	6	6	0	527	527	0	533	0
Tamenglong	117	0	0	0	3	3	0	114	114	0	117	0
Noney	57	0	0	0	4	4	0	53	53	0	57	0
Ukhrul	95	1	1	0	12	12	0	82	82	0	95	0
Kamjong	118	0	0	0	1	1	0	117	106	11	107	11
Chandel	267	0	0	0	1	1	0	266	266	0	267	0
Tengnoupal	163	0	0	0	1	1	0	162	162	0	163	0
Total	2515	46	46	0	217	217	0	2252	2227	25	2490	25

STATE BANK OF INDIA

7. STATEMENT GIVING DETAILS OF DLRC MEETINGS HELD DURING April' 2022 To March' 2023

NAME OF THE CIRCLE : North Eastern Circle		(iv)						
S.N O.	NAME OF THE STATE/ U.T	NAME OF THE DISTRICT	DATE OF DISTRICT LEVEL REVIEWING COMMITTEE (DLRC) MEETINGS				WHETHER ATTENDED BY MP's/MLAs/ZP CHIEFS (Name & Date)	IN CASE NO MEETING CONVENED, REASONS THEREOF*
(i)	(ii)	(iii)	I-Qtr.(April - June)	II-Qtr. (July-Sep)	III-Qtr. (Oct-Dec)	IV-Qtr. (Jan-Mar)	(v)	(vi)
1	MANIPUR	Imphal West	22.09.2022				No	
2	MANIPUR	Churachandpur	14.09.2022				No	
3	MANIPUR	Thoubal	30.08.2022				No	
4	MANIPUR	Kakching					No	
5	MANIPUR	Senapati	12.09.2022				No	
6	MANIPUR	Kangpokpi	14.09.2022				No	
7	MANIPUR	Pherzawl	NA	NA	NA	NA	NA	There is no Bank Branch in Pherzawl District. Thanlon Sub-Division has been reamalgamated to Churachandpur District vide Govt. of Manipur, Revenue Department notification dated 6th January, 2022 published in Manipur Gazette no. 337 dated 7th January, 2022
8	MANIPUR	Bishnupur	05.09.2022				No	
9	MANIPUR	Noney	01.09.2022				No	
10	MANIPUR	Imphal East	12.09.2022				No	
11	MANIPUR	Tengnoupal	22.08.2022				No	
12	MANIPUR	Ukhrul					No	
13	MANIPUR	Jiribam	13.10.2022				No	
14	MANIPUR	Chandel	28.09.2022				No	
15	MANIPUR	Kamjong	31.10.2022				No	
16	MANIPUR	Tamenglong					No	

*In case the meeting could not be convened during the quarter, reason may be furnished in column No. (vi)

MEETING MINUTES OF THE 70th SLBC MEETING FOR MARCH QUARTER 2022 HELD ON 25th AUGUST 2022 02.30 PM AT THE CONFERENCE HALL OF THE SOUTH BLOCK SECRETARIAT.

Dr. Rajesh Kumar, IAS, Chief Secretary, Government of Manipur, chaired the 70th SLBC meeting for the quarter ended March 2022. Shri Namkoi Kangba, Chief Manager SBI & Coordinator SLBC welcomed and thanked all the participants for attending the meeting and SLBC presented the agenda items for discussion/deliberations of the House.

(List of participants in **Annexure**)

Agenda no. 1: Adoption of the minutes of the 69th SLBC meeting held on 05.04.2022.

The Chair expressed his disappointment over the poor performance in Social Security Schemes, KCC and other Government sponsored schemes, and the minutes of the 69th SLBC meeting was adopted by the House with the condition that all decisions taken in the SLBC meeting which were not implemented so far shall be implemented on priority within 30th September 2022. A report on compliance shall be submitted to DIF by 5th October, 2022.

Agenda no. 2: Review of Action taken Report of the 69th SLBC Meeting for held on 05.04.2022.

Opening of RSETIs in Manipur

- **Bishnupur District:** The District Administration has identified the land for setting up of RSETI but allocation is still under process. Temporary building for RSETI has been identified at Transit Hostel, DC Office Complex, Bishnupur. Punjab National Bank informed that the approval of the Board has been received for opening of the RSETI in the District; however, they have written to MoRD for approval to set up RSETI. ACS/RD&PR informed that as per guidelines, separate approval of MoRD is not required once the SLBC approves the setting up of the RSETI. Hence, PNB was requested to furnish a copy of the instructions requiring approval of MoRD for setting up an RSETI to RD&PR SMD/MSRLM.

The Chairman also advised the PNB to create necessary infrastructure at the identified site and to operationalise the RSETI as per guidelines without any further delay. SMD/MSRLM shall monitor the progress of setting up of the RSETI.

Imphal East District: Punjab National Bank informed that although land is still yet to be allocated for the permanent site by the District Administration, a temporary building in DIC campus has been identified. The Bank further informed that the approval of the Board has been received for opening of the RSETI in the District; however, they have written to MoRD for approval to set up RSETI. ACS/RD&PR informed that as per guidelines, separate approval of MoRD is not required once the SLBC approves the setting up of the RSETI. Hence, PNB was requested to furnish a copy of the instructions requiring approval of MoRD for setting up an RSETI to RD&PR SMD/MSRLM.

The Chairman also advised the PNB to create necessary infrastructure at the identified site and to operationalise the RSETI as per guidelines without any

Summay
08/09/2022

further delay. SMD/MSRLM shall monitor the progress of setting up of the RSETI.

Tamenglong District: Permanent site for the RSETI has been identified at Tamenglong College, New Campus and a temporary building has been allocated at District Mini Secretariat campus. Punjab National Bank informed that the approval of the Board has been received for opening of the RSETI in the District; however, they have written to MoRD for approval to set up RSETI. ACS/RD&PR informed that as per guidelines, separate approval of MoRD is not required once the SLBC approves the setting up of the RSETI. Hence, PNB was requested to furnish a copy of the instructions requiring approval of MoRD for setting up an RSETI to RD&PR SMD/MSRLM.

The Chairman also advised the PNB to create necessary infrastructure at the identified site and to operationalise the RSETI as per guidelines without any further delay. SMD/MSRLM shall monitor the progress of setting up of the RSETI.

Senapati District: SBI informed the House that land has been allocated about 3 kms from the District Headquarter. Further, a building has been allocated in the Mini Secretariat Complex for temporary functioning of the RSETI, and the DC, Senapati informed that renovation work was carried out. The Regional Manager, Manipur, State Bank of India stated that the building requires renovation and as per SOP, renovation is to be done by the Government and suggested bank can share some cost of repairing. The Chairman advised the Bank and District Administration/MSRLM for inspection of the premises again and operationalization of RSETI at the earliest.

Chandel District: SBI informed that land for permanent building is yet to be allocated; however, a building has been allocated in the Mini Secretariat Complex for temporary functioning of the RSETI. The Regional Manager, Manipur, State Bank of India stated that the building requires renovation and as per SOP, renovation is to be done by the Government and suggested bank can share some cost of repairing. The Chairman advised the Bank and District Administration/MSRLM for inspection of the premises again and operationalization of RSETI at the earliest.

Ukhrul District: Land for the permanent site has already been identified. Premises for temporary running of RSETI allocated at Mini Secretariat, Ukhrul. The Regional Manager, State Bank of India stated that the building requires renovation and as per SOP renovation is to be done by the government and suggested sharing some cost of repairing by the Bank and government. The Chairman advised the Bank to create further necessary infrastructure and operationalise the RSETI.

Imphal West District: Land still yet to be allocated. Premises for temporary running of RSETI allocated at Mini Secretariat, Ukhrul. The Regional Manager, State Bank of India stated that the building requires renovation and as per SOP renovation is to be done by the government and suggested sharing some cost of repairing by the Bank and government. The Chairman advised the Bank to create further necessary infrastructure and operationalise the RSETI.

Sumay
02/09/22

The Chairman requested ACS/RD&PR to review the progress of opening of the RSETIs at his level with the Banks and DC concerned.

(Action: Allotted Sponsor banks/ MSRLM and Deputy Commissioners of the Districts)

Agenda no 3: Review of Deposits, Advances and CD Ratio:

The Convenor Bank informed the House that the CD ratio at the end of the March 2022 Quarter for the State stood at 67% which is above the national bench mark of 60 %. The bank-wise CD ratio was reviewed.

3 Banks - Yes Bank, BoM and MSCB Ltd have CD ratio below 40% and 11 banks - BOB, CBI, IOB, PNB, PSB, Union Bank, IDBI, NESFB, MRB, Axis and ICICI Banks have CD ratio between 40% to 60%. Banks with CD below 60% were noted with concern and Chairman advised all banks with CD ratio below 60 % to achieve CD ratio of 60% by December 2022 quarter.

(Action: All Banks)

Agenda 4: Review of Credit Disbursement:

a) **Review of ACP Performance.**

The House reviewed the overall ACP Achievement including the sector wise achievement during the quarter. The Priority Sector ACP achievement for the year was **84.36%**.

- The Chairman observed that the achievement under Priority Sector, especially Agri Sector such as Crop Loan, Animal Husbandry, Fishery and other PS ACP were below the desired levels. He viewed with concern the persistent poor performance in Agri Sector and urged the Banks to improve their performance in this Sector. The Regional Manager of Convenor Bank stated that with 39.25% achievement of ACP during the Quarter, the performance of the Banks has comparatively improved and assured to improve further.

The Chairman advised RBI and DIF to monitor the performance of banks in the PSL Sector on a monthly basis.

(Action: All Banks, RBI and Director/IF)

b) **PMSVANidhi Yojana as on 31.03.2022**

Target	Sanctioned No.	Sanctioned Amt	Disbursed No.	Disbursed Amt	Sanctioned but pending for disbursement
13000	8814	8.81	8579	8.58	438

The progress and performance under PMSVANidhi were reviewed and the Chairman advised MAHUD Department to coordinate with the banks to improve the performance. 2nd tranche loan should be given to all eligible customers and all banks were advised to dispose pending cases immediately.

The Chairman advised the Banks to launch special drive in the next two months and to dispose all loan applications expeditiously; further, the rejected applications may be reviewed and wherever, they have been rejected due to

Summary
08/09/2022

minor reasons, the banks shall assist in getting them rectified and sanction the loans accordingly.

The Chairman advised Commissioner/MAHUD and Director/MAHUD to monitor the performance of banks on a regular basis to improve the performance.

(Action: All Banks & MAHUD Department)

Agenda 5: Review of financial inclusion initiatives, Expansion of Banking Network, Financial literacy, Social Security Schemes and Digitisation.

a) DFS inadequately uncovered villages:

As per the PMJDY website of DFS, there are only 2 identified uncovered bank villages –Mongken village and Maomual village in Churachandpur District which are allocated to HDFC and ICICI banks. The banks have stated that banking outlets have been opened but unable to update the status in the website. The banks have been advised to take up with DFS technical team for updation of the status at the earliest, as this issue has been pending since a long time and the two banks were advised to do so during the last SLBC meeting also.

Director/IF informed the House that DFS has, in one of the VCs, raised the issue of discrepancy of data regarding uncovered villages between the one maintained/available with DFS and that provided by the State. As per the DFS data, the above 2(two) villages remain uncovered, whereas there are 25 uncovered villages as per data with the State. On the clarification that the discrepancy between the figures of DFS and the State Government is due to the difference in criteria for identification of villages (the one being monitored by the State Government/SLBC is based on population while that of DFS is based on having a Branch/BC, etc. within 5 km distance), DFS had advised that the difference in criteria is creating confusion and hence, the State may look into having the same criteria for monitoring of unbanked villages. The Chairman advised RBI and SLBC Convenor to look into the matter and furnish report to DIF by 30th September, 2022.

(Action: RBI, SLBC Convenor and all allotted Banks)

b) Status of Financial Literacy Camps:

During the year 2021-22, 374 FLCs were conducted. All rural bank branches to conduct 1 FLC each month as per RBI instructions. The FLCs are expected to improve with setting up of 11 Centre for Financial Literacy at Block levels.

(Action: All Banks with rural branch)

c) Performance of Social Security Schemes in Manipur

Director/IF informed the House that the following schemes and their saturation are being monitored at the highest level, both at the Centre and in the State:

- Pradhan Mantri Jeevan Jyoti Yojana (PMJJBY)
- Atal Pension Yojana (APY)

Handwritten signature and date: 03/09/2022

As per data available/provided to DIF, the saturation in r/o PMJJBY is 16.75% and that of APY is 6.77%. The poor performance under Social Security Schemes was noted with concern and the Chairman emphasized on the need to improve the performance and to strive to achieve full saturation. On the issue being raised that low saturation may be due to setting high number of eligible persons, it was advised that SLBC Convenor may re-examine the number of eligible persons under these schemes and to furnish the data to DIF by 15th September, 2022.

It was further informed that the Office of the Chief Minister, Manipur has sought the status of implementation of the following schemes on the 30th of every month which is to be submitted by the 10th of the following month:

- Pradhan Mantri Jan Dhan Yojana (PMJDY)
- Pradhan Mantri Jeevan Jyoti Yojana (PMJJBY)
- Atal Pension Yojana (APY)
- Pradhan Mantri Suraksha Bima Yojana (PMSBY)
- Pradhan Mantri Mudra Yojana (PMMY)
- Kisan Credit Card (KCC)- Agriculture, Animal Husbandry, Fisheries

The SLBC Convenor was advised to collect the necessary data for the above schemes as on the 30th of the month and to furnish to DIF by the 8th of the succeeding month for onward submission, in the following format:

Sl. No.	Scheme Name	Target for achievement in 2022-23 (should include spill over target of previous years, if any)	Achievement against target in column (iii)	Application received for assistance under the scheme	Application pending for disposal out of column (v)	Reason for pendency of disposal of application in column (vi)
(i)	(ii)	(iii)	(iv)	(v)	(vi)	(vii)

The Chairman also advised all the Administrative Secretaries and Heads of Departments under the State Government to conduct campaigns/drives for enrolment of its contract/adhoc/muster-roll/casual, etc. employees under these social schemes.

(Action: All Departments, SLBC Convenor and all Banks)

Agenda 6: Aspirational District (AD) Programme:

Chandel District has been identified as the Aspirational District in the State. The performance under the various banking parameters were reviewed by the House. The CD ratio is good in the district; however, the performance of the District was far from satisfactory in other parameters, especially the Social Sector schemes. The House advised the LDM to coordinate with the district administration and initiate joint drives to improve the performance.

(Action: DC Chandel/LDM/All Banks)

Summary
08/09/22

Agenda 7: Opening of Bank Branches in Unbanked Blocks & Unbanked Urban Local Bodies

Opening of bank branches in unbanked blocks and unbanked urban local bodies were reviewed. The Chairman expressed his concern on the delay of opening bank branches and instructed for opening bank branches as under:

7.1 Unbanked Blocks

- 7.1.1 Chingnai TD Block (Allotted to Banko Baroda): Branch to be opened by December, 2022
- 7.1.2 Kasom Khullen TD (Allotted to PSB): Branch to be opened by December, 2022
- 7.1.3 Willong TD (Allotted to Bank of Baroda): The district administration informed that bank representatives are not attending DCC meeting. District administration to take up the matter with concerned bank.
- 7.1.4 Phaibung Khullen TD (Allotted to UCO): Branch is ready for opening and will be opened within December, 2022.
- 7.1.5 Purul TD (Allotted to Indian Bank): Branch to be opened by December, 2022.
- 7.1.6 Paomata TD (Allotted to MSCB): As advised in the last SLBC meeting, MSCB visited the place but could not find any suitable building. The Chairman advised MSCB to take the assistance of the District Administration in identification of a suitable location. DC/Senapati to provide necessary assistance.
- 7.1.7 T. Waichung TD (Allotted to PSB): Branch to be opened by March 2022.
- 7.1.8 Henglep TD (Allotted to ICICI): Branch to be opened by March 2022
- 7.1.9 Sangaikot TD (Allotted to Axis Bank): Branch to be opened by March 2022
- 7.1.10 Vangai Range TD (Allotted to SBI): Survey conducted and submitted for approval of the bank.

7.2 New Unbanked Blocks

- 7.2.1 Bokobekra (Allotted to HDFC): Branch to be opened by December, 2022.
- 7.2.2 Champhai (Allotted to PNB): Work for opening of branch under progress and will be opened by December, 2022
- 7.2.3 Lhungtin (Allotted to PNB): Branch to be opened by December, 2022.
- 7.2.4 Bungte Chiru (Allotted to PSB): Branch to be opened by December, 2022
- 7.2.5 Kangchung Geljang : Branch opened by SBI
- 7.2.6 Jessami (Allotted to SBI): Bank is taking up with network providers for dual connectivity and will be opened within March, 2022.
- 7.2.7 Shahanphung (Allotted to Bank of India): Branch to be opened by December, 2022

Handwritten signature and date
08/09/22

7.2.8 Khangbarol (Allotted to Canara Bank): Branch to be opened by December, 2022

7.2.9 Mualnuam (Allotted to Axis Bank): Branch to be opened by December, 2022

7.2.10 Kangvai (Allotted to ICICI): Branch to be opened by December, 2022

7.2.11 Suangdoh (Allotted to PNB): Branch to be opened by March, 2023

7.2.12 Haochong (Allotted to HDFC): Branch will be opened by October, 2022.

7.3 Municipal Councils

7.3.1 Sugnu MC: Branch opened by SBI

7.3.2 Lamlai MC: Branch opened by MRB

7.3.3 Kakching Khunou MC (Allotted to Canara Bank): Branch to be opened by March 2023

7.3.4 Kwakta MC: (Allotted Bank of Maharashtra): Branch to be opened by December, 2022

7.3.5 Shikhong Sekmai MC (Allotted to Indusind Bank): The district administration informed that the bank has not turned up for DCC meetings and status could not be ascertained. The Chairman advised the district administration to take up the matter strongly with the allotted bank.

7.4 Nagar Panchayat

7.4.1 Samurou NP (Allotted to Union Bank of India): The Bank is taking up with their Head Office for approval for opening of branch.

7.4.2 Thongkhong Laxmi NP (Allotted to PNB): Branch will be opened by December, 2022

7.4.3 Lilong NP (Allotted to PNB): Branch will be opened by December, 2022

7.4.4 Andro NP (Allotted to Canara Bank): Branch to be opened December, 2022

7.4.5 Lamshang NP (Allotted to Indian Bank): Branch will be opened by September, 2022

7.4.6 Oinam NP (Allotted to Bank of India): Branch has been opened.

8. Agenda 8: 100% Digitalization of Kakching and Noney District.

100% digitalization for the District of Kakching and Noney District has been achieved.

The Chairman advised SLBC Convenor to identify another District for 100% Digitalization in consultation with RBI.

(Action: SLBC Convenor and RBI)

Agenda 9:

(a) Loans under Government Sponsored Schemes

The House reviewed the performance of Government sponsored schemes under PMEGP, PMMY, DAY- NULM, DAY-NRLM, SHG and PM SVANidhi.

Suma
08/09/2022

The Chairman instructed the Nodal Agencies to review the performance under the various GSS and conduct periodic review meeting with the implementing banks so that the coordination is improved amongst the stake holders for efficient implementation of the schemes.

(Action: All implementing Banks/Agencies)

(b) ACP Target for FY 2022-2023

Sl No	Bank Name	ACP Achievement in FY 2021-2022 (Amount)	ACP for FY 2022-23 (Amount)	%age of FY 2022-23 Target over FY 2021-22 achievement
1	BOB	12648.06	8703	(-31)
2	BOI	4498.63	3071.2	(-32)
3	BOM	1279	1455	14
4	CAN	4611.65	4804.8	4
5	CBI	3327.13	4718.15	42
6	IND	5038.36	4124.5	(-18)
7	IOB	1379.69	2559.5	86
8	PNB	5845.7	14917.01	155
9	PSB	912.94	2886	216
10	SBI	49697.46	39107.63	(-21)
11	UCO	5017.24	6471.8	29
12	UNI	221.41	1633.22	638
Pub	Total	94477.27	94451.81	0
1	AXIS	7062.4	9423.3	33
2	BAND	354.18	1789	405
3	HDFC	4889.96	6709.3	37
4	ICICI	9869.55	6167	(-38)
5	IDBI	1628.82	2228	37
6	INDUS	215.26	1322	514
7	NESFB	869.26	1710	97
8	YES	120	1317	998
Priv	Total	25009.43	30665.6	23
1	MRB	9277.13	8737.5	(-6)
RRB	Total	9277.13	8737.5	(-6)
1	MSCB	4349.34	5539.25	27
	Grand Total	133113.17	139394.16	5

The House observed that The ACP target for this year has been reduced compared to last year in respect of some of the banks. It was decided that the targets be maintained atleast at last year's level wherever they have been reduced. Where it is the same or has increased, it was approved by the House.

(c) DAY-NULM Target for FY 2022-23

Sl. No	Name of Bank	No. of Brs	SEP		Ratio per Brs
			Assistance under SEP (I&G)	SHGs Bank Linkage	
1	Axis Bank	11	8	5	5.16
2	Bandhan Bank	9	6	4	4.23
3	Bank of Baroda	16	12	7	7.51
4	Bank of India	4	3	2	1.88
5	Bank of Maharashtra	1	1	1	0.47
6	Canara Bank	6	4	3	2.82

Handwritten signature and date:
08/09/2022

7	Central Bank of India	8	6	4	3.76
8	HDFC	9	6	4	4.23
9	ICICI Bank	9	6	4	4.23
10	IDBI	2	1	1	0.94
11	Indian Bank	5	3	2	2.35
12	IndusInd	2	1	1	0.94
13	Indian Overseas Bank	3	1	1	1.41
14	Punjab National Bank	23	18	11	10.80
15	Punjab & Sind Bank	5	3	2	2.35
16	State Bank of India	46	33	21	21.60
17	UCO	11	8	5	5.16
18	MRB	26	18	12	12.21
19	MSCB	12	9	5	5.63
20	Union	1	1	1	0.47
21	Yes	1	1	1	0.47
22	NESFB	3	1	1	1.41
	TOTAL	213	150	100	100

The Day-NULM programme is ending in September, 2022 and the Target upto September, 2022 was approved by the House.

(d) PMEGP Target for FY 2022-23

Sl No	Name of Bank	No. of Branches	KVIC		KVIB		DIC Rural		DIC Urban		Total Target	
			No.	Margin	No.	Margin	No.	Margin	No.	Margin	No.	Margin
1	INDIAN(e-ALB)	4	12	37.80	12	37.80	7	22.05	6	18.90	37	116.55
2	Axis Bank	11	44	138.60	42	132.30	20	63.00	17	53.55	123	387.45
3	Bandhan Bank	6	18	56.70	19	59.85	7	22.05	6	18.90	50	157.50
4	Bank of Baroda	11	25	78.75	22	69.30	26	81.90	28	88.20	101	318.15
5	Bank of India	4	19	59.85	18	56.70	11	34.65	14	44.10	62	195.30
6	Bank of Maharashtra	1	3	9.45	3	9.45	2	6.30	2	6.30	10	31.50
7	Canara Bank	5	19	59.85	20	63.00	11	34.65	13	40.95	63	198.45
8	Central Bank of India	8	35	110.25	34	107.10	20	63.00	18	56.70	107	337.05
9	Dena	0		0.00		0.00		0.00		0.00	0	0.00
10	HDFC	10	48	151.20	48	151.20	20	63.00	15	47.25	131	412.65
11	ICICI Bank	9	39	122.85	38	119.70	18	56.70	15	47.25	110	346.50
12	IDBI	2	7	22.05	6	18.90	4	12.60	4	12.60	21	66.15
13	Indian Bank	1	2	6.30	3	9.45	2	6.30	2	6.30	9	28.35
14	IndusInd	3	9	28.35	10	31.50	4	12.60	5	15.75	28	88.20
15	Indian Overseas Bank	3	9	28.35	11	34.65	7	22.05	7	22.05	34	107.10
16	Punjab National Bank	5	20	63.00	21	66.15	10	31.50	11	34.65	62	195.30
17	Punjab & Sind Bank	5	20	63.00	20	63.00	11	34.65	11	34.65	62	195.30

Summary
20/09/22

18	State Bank of India	50	169	532.35	174	548.10	110	346.50	106	333.90	559	1760.85
19	United Bank of India	18	78	245.70	77	242.55	41	129.15	39	122.85	235	740.25
20	UCO	14	61	192.15	59	185.85	38	119.70	38	119.70	196	617.40
21	CAN (e-SYNB)	1	3	9.45	2	6.30	1	3.15	0	0.00	6	18.90
22	BOB (e-VijB)	5	19	59.85	16	50.40	5	15.75	6	18.90	46	144.90
23	Union	1	2	6.30	2	6.30	1	3.15	1	3.15	6	18.90
24	Yes	1	2	6.30	2	6.30	0	0.00	0	0.00	4	12.60
25	NESFB	3	6	18.90	6	18.90	6	18.90	6	18.90	24	75.60
	TOTAL	181	666	2097.90	662	2085.30	380	1197.00	370	1165.50	2078	6545.70

The PMEFG Targets bank-wise and district-wise was also approved by the House.

The Chairman advised the SLBC Convenor to share the targets for all schemes with the concerned Departments by 15th September, 2022 so that there is ample time to achieve the targets.

Agenda 10: Recovery Act of Manipur 2003 – Bakijai cases how to implement in Manipur

Director/IF informed that Legal Expert has been engaged for assistance in preparation of the Rules, and it is expected to be completed soon.

Agenda 11: CLSS component of PMAY (U)

The House was informed that the number of applications were very less under this scheme. The Chairman advised MAHUD Department to launch special campaigns for awareness of the scheme and to encourage more people to avail the benefits under the scheme.

(Action: Commissioner/MAHUD and Director/MAHUD)

Agenda 12: SRLM pending claims

State Bank of India informed the House that an amount of Rs. 55.54 Lakhs pertaining to reimbursement of training expenses to RSETI Churachandpur is pending for a long period.

The Chairman advised SMD/MSRLM to pursue the matter as this is a long pending matter.

(Action: MSRLM)

Agenda 13: Miscellaneous Agenda

- a) **Report of the Internal Working Committee on Agricultural Credit:** In the last SLBC Meeting, it was decided that this may be taken up as a regular Agenda item in future meetings of the SLBC Sub-Committee on Credit Disbursement. All concerned departments were advised to submit the required reports within 15 days of the end of the quarter to the DIF. However, no information has been furnished by the concerned departments inspite of reminders. The concerned departments were advised to furnish the comments/information regularly to DIF for onward submission to RBI.

(Action: Revenue, Agriculture, Finance Resources Departments)

Summary
08/09/2022

b) Kisan Credit Card


Director/IF informed that the KCC is included in the list of schemes being monitored at the highest level. The performance in KCC (Animal Husbandry) is satisfactory; however, the performance in KCC (Agriculture) and KCC(Fisheries) is very poor and is cause for concern.

DC/Thoubal highlighted the poor performance of the banks in providing KCC loans to the farmers of the District. It was submitted that the rejection rate was as high as 97% in KCC (Animal Husbandry) and 92% in KCC(Fisheries) by SBI/Thoubal and these were being rejected on flimsy grounds which are not acceptable. The House noted this with serious concern and advised AGM/SBI to issue appropriate instructions to all its branches to not reject applications on flimsy grounds. Further, all rejected applications may be reviewed within September, 2022 and wherever, errors can be corrected, the banks may re-consider the applications and sanction the loans accordingly.

All the Deputy Commissioners were also advised to organize KCC camps in collaboration with the banks present in their respective districts.

(Action: All Deputy Commissioners, SLBC Convenor and all Banks)

The meeting ended with thanks to the Chair.


(Dr. Rajesh Kumar)
Chief Secretary
Government of Manipur

ANNEXURE -A

LIST OF INVITEES PRESENT IN THE 70TH SLBC MEETING FOR THE QUARTER ENDED MARCH, 2022, AT THE CONFERENCE HALL OF MANIPUR, SECRETARIAT.			
A. State & Central Govt. Officials			
SL. NO	NAME OF PARTICIPANT	OFFICER & DESIGNATION	CONTACT NO
1	Dr. Rajesh Kumar, IAS	Chief Secretary, Manipur	NA
2	P. DOUNGEL, IPS	Director General of Police	NA
3	M.H.Khan, IAS	Additional Chief Secretary	NA
4	Rajesh Agrawal, IAS	Principal Secretary, Home & Power	NA
5	P.K. Jha, IAS	Commissioner, TCI	Na
6	T. Ranjit Singh, IAS	Commissioner, Work/WRD	8416093887
7	M.Joy singh, IAS	Commissioner, MAHUD/Agri	8974452923
8	Hgyan Prakash, IAS	Commissioner, Education (S)	9436021371
9	Anna Arambam, IAS	Director, Institutional Finance	Na
10	H. Rosita, IAS	Secretary, Fishary	9436894348
11	Maichael Achom	Secretary, Vety	8399882392
12	Kh. Daina, IAS	DC, Imphal East	7017205581
13	L. Bikram, IAS	DC, Bishnupur	9612652936
14	Somorjit Salam, IAS	DC, Kakching	9856155451
15	R. Rang Peter, IAS	DC Kamjong	9612038127
16	A. Subhash Singh, IAS	DC, Thoubal	9862277899
17	Pawam Yadav, IAS	DC, Tamenglong	7085989298
18	Krishna Kumar, IAS	DC, Ukhrul	9452316900
19	Malesh Choudhori, IAS	DC, Senapati	8415067710
20	Sharath Chandra Arroju, IAS	DC, Churachandpur	9071609348
21	Th. Kirankumar, IAS	DC, Imphal West	9612669563
22	Mannuamching, IAS	DC, Tengnoupal	9862159042
23	Kangoo Zuringla, IAS	DC, Kangpokpi	8132048126
24	H. Guite	DC, Noney	9649134668
25	H. Balkrishna Singh	Director/PR/Fishery	9612911923
26	Y. Robita	Director, TCI	NA
27	G. Robert Sharma	JD, DIT	8415921849
28	Mohd. Yasser Khan	JD, MAHUD	8974642496
29	KH. Monorama	Dy. Director, Horti/SC	7005013369
30	L. Jogendro	AD/IF	9774373128
31	U. Supriya Devi	Agri/Officer	7005174118
32	Raja Bardhan	SMM, MUDA	9774579751
33	KH. Bobby Singh	Coo Skills, Manipur SRLM	8794708088
34	N. Bandana	SMD/MSRLM	NA
35	L. Meena Devi	Imformatic Officer/IT	7085055190
36	D.R. Lama	KVIC	9455277775
37	Th. Ebomcha Singh	KVIB	8798010022
38	P. Panmei	Addl. Director, Agri	8994566941
39	Dr. Kh. Mrimalini Devi	Spl. (Cattle) Vety & AH	7005340170
40	MD. Gayasuddin Khan	Manager, MSPDCL	7085132589
B. RBI & NABARD			
SL. NO	NAME OF PARTICIPANT	OFFICER & DESIGNATION	CONTACT NO
1	T Lhungdim	DGM, RBI	
2	T. Zou	Manager, RBI	7002940662
3	N. Guite	GM, NABARD	
C. COMMERCIAL BANKS, RRBs, CO-OPERATIVE BANKS, OTHER FINANCIAL PUBLIC SECTOR			

INSTITUTION'S OFFICIALS			
SL. NO	NAME OF PARTICIPANT	OFFICER & DESIGNATION	CONTACT NO
1	S.S. Aimol	Dy. Circle Head, PNB	8414829417
2	Abhay Kumar	Chairman, MRB	8171997878
3	N. Timothy	Chief Manager, UCO Bank	7085795614
4	Raju Das	AGM, Zonal Head, UCO Bank	8011106921
5	L. Angouba Singh	DGM, MSCB	9863314061
6	O. Shyamananda Singh	AGM, MSCB	9863171187
7	Roushan kumar	CM, CBI	7766042142
8	W.K.Mashangva	SM, Indian Bank	7872252230
9	H. Soraren	SM, Axis Bank	9856091376
10	P. Indrakumar Singh	BH, Axis Bank	7005492313
11	P.Nareshkumar	Manager (Adv) MRB	8794627025
12	I. Dinachandra	BM, Union Bank	8837369089
13	Y. Radheshayam Singh	Manager, PSB	9612001510
14	G. Surjamani Sharama	PSB	7005432853
15	W. Birendra Singh	LDM, PNB, Ukhrul, Jiri, Tamenglong	7085095792
16	Y. Ibochou Singh	LDM, PNB, Imphal East, Bishnupur	7005270481
17	S. Luirei	BM,BOB	9357334144
18	Cleopatra Ng	BOB	8132815916
19	Gideon Maram	BM, NESFB	9612914329
20	Dinesh Kumar W	Manager, IOB	9563180987
21	Yumnam Bisheshwor	Senior Manager, IPPB	8794722837
22	Y. Santanu Singh	Yes Bank	8794723136
23	Thangzakhup Gangte	Manager, BOI	7005292764
24	ST Kishore	BM, Bandhan Bank	8837403934
25	Abhay Kumar	Bandhan Bank	9954092779
26	K.S.J. Gongte	CH, ICICI Bank	8730002512
27	Annie chawang	IDBI Bank	9774388346
28	G Ching Hoih Niang	BM, BOM	9833348031
29	Ng. Tennyson Singh	Indusind Bank	9366968895
30	Sapam Pheshan Singh	Canara Bank	9615117276
31	H. Birla	Canara Bank	8787639764
32	Digauta Das	Ch, HDFC Bank	9706011079
33	Ng. Gopeshwor Singh	AVP, HDFC Bank	8974805384
D. CONVENOR BANK OFFICERS			
1	Hepuni Bismarck	Convenor, SLBC	9402478524
2	L.S. Peter Mao	CM, Lead Bank Office, Senapati	8374846287
3	H. Kipgen	CM, Lead Bank Office, Kangpokpi	9051610858
4	A. Altias	CM, LBO, Kakching and Chandel	9436280829
5	Thuamza Tunglut	Manager, LBO, Thoubal	9862899675
6	L. Gopal Singh	LDM Churachandpur	8399914002
7	H.H. Poumai	LDM, Imphal West	8794731771
8	Th. Rameshor Singh	LBO, Imphal	9862222382